

Upper Limb Prosthetic Products
Steeper Group

Upper Limb Prosthetic Products



- Upper Limb Prosthetics
- Ordering Information
- Myoelectric Hands
- Myoelectric Elbows
- Myoelectric Power & Inputs
- Cable Operated & Spring Hands
- Functional Devices
- Cosmetic Hands & Gloves
- Modular Arm Systems
- Wrist Units
- Mech. Elbow Units & Joints
- Suspension & Control Systems
- Materials & Tools

- Upper Limb Prosthetics 6
- Ordering & Delivery Information 8
- Myoelectric Limb Build Guide 10
- Endoskeletal Limb Build Guide 14
- Exoskeletal Limb Build Guide 16
- Myoelectric Hands & Components 20
- Myo Kinisi 22
- Steeper Configuration Device 24
- Myo Kinisi Spare Parts 25
- Junior Myo 26
- System Components 28
- Myoelectric Elbows 30
- Espire Elbow Pro 32
- Espire Elbow Hybrid 34
- Espire Elbow Classic Plus 36
- Order Form 40
- Myoelectric Power & Inputs 42
- Espire Additional Parts 44
- Input Options 46
- S-Charge Battery System 50
- Myoelectric Power Options 53
- Cable Operated & Spring Hands 56
- Spare Parts 62
- Child Hands 65
- Functional Devices 68
- Split Hooks & Spare Parts 70
- Active Functional Devices 73
- Passive Functional Devices 75
- Cosmetic Hands & Gloves 84
- Ordering Guide 89
- Cosmetic Hands & Gloves 90
- Elegance Cosmetic Glove Range 112
- Elegance Plus 114
- Infant Foam Filled Cosmetic Gloves 120
- Enhanced Steeplon Hand 123
- Custom Silicone 124
- Modular Arm Systems 126
- System Components 128
- Spare Parts 131
- Wrist Units 134
- Heavy Duty Wrist 136
- Child's 2-Knob Wrist 140
- Lightweight Friction Wrist 141
- Short Wrist 143
- Wooden Wrist 144
- Fixed Wrist 145
- Other Hand Plates 145
- Mechanical Elbow Units & Joints 146
- Espire Elbow Classic 148
- Elbow Units 152
- Spare Parts 154
- External Elbow Joints 156
- Shoulder Joints 158
- Suspension & Control Systems 160
- Transhumeral 162
- Transradial 164
- Various 166
- Cables & Connectors 170
- Webbing & Rivets 172
- Materials & Tools 174
- Index 182

Upper Limb Prosthetic Solutions.

Our founder, Hugh Steeper, was a pioneer in the field of prosthetics; paving the way for innovations that would change the lives of veterans of the Great War. Today, the Steeper name continues to create positive turning points for patients and clinicians in need of ground-breaking prosthetic solutions.

Pioneers in Upper Limb Prosthetics

Welcome to the latest edition of our upper limb prosthetic catalogue. With over 100 years of experience in the field of upper limb prosthetics, our aim is to develop the most innovative and functional products that recapture independence and transform lives.

We provide a comprehensive and diverse range of upper limb prosthetic solutions for all ages and requirements, including several brand new products that incorporate the very latest technology.

From state-of-the-art externally powered systems to durable and functional body-powered systems, we offer solutions to suit any person and every challenge. Complete lightweight cosmetic systems are also available, including an extensive range of cosmetic gloves, in silicone and PVC, and our high-definition custom silicone range.

We are committed to delivering world leading products, and high quality clinical services for clinicians and patients across the globe.

Catalogue Guide

Using this catalogue, you may notice some differences in ordering methods due to the breadth of our range. These are outlined on each product page, however, should you require assistance, please contact our friendly Customer Services team or a Steeper Product Manager. Ordering information and limb build guides are located at the front of this catalogue.



- Upper Limb Prosthetics
- Ordering Information
- Myoelectric Hands
- Myoelectric Elbows
- Myoelectric Power & Inputs
- Cable Operated & Spring Hands
- Functional Devices
- Cosmetic Hands & Gloves
- Modular Arm Systems
- Wrist Units
- Mech. Elbow Units & Joints
- Suspension & Control Systems
- Materials & Tools

- Upper Limb Prosthetics
- Ordering Information
- Myoelectric Hands
- Myoelectric Elbows
- Myoelectric Power & Inputs
- Cable Operated & Spring Hands
- Functional Devices
- Cosmetic Hands & Gloves
- Modular Arm Systems
- Wrist Units
- Mech. Elbow Units & Joints
- Suspension & Control Systems
- Materials & Tools

How to Order

Steeper accept orders via the following methods:

UK/Rest of the World orders

Tel: +44 (0) 870 240 4133
Email: customerservices@steepergroup.com

US orders

Tel: (+1) 210 481 4126
Email: sales@steeperusa.com

Please discuss delivery options at point of order.

Returns

Inspect all goods immediately upon receipt for damage or errors in shipping; contact Customer Services within 3 business days in the event of shipping errors or damage. Credit will not be issued for custom items made to specification or items older than 30 days, unless shipped by Steeper in error or there is a defect in materials, or workmanship.

Prior approval and a Return Authorisation (RA) Number must be obtained from Customer Services for all goods returned. Credit for returned merchandise is subject to inspection; merchandise must remain in a saleable condition, and in the original packaging. Returns must be accompanied by a copy of the original invoice, order number, or PO number in addition to the Return Authorisation Number, which can be obtained from Customer Services. The Return Authorisation Number must appear on the shipping label.

Single Patient Use

The Steeper range is intended for Single Patient Use and each product should be fitted by a qualified professional. Failure to follow this advice could result in potentially dangerous circumstances and invalidates the product warranty.

Warranty

Steeper products are warranted, to the purchaser, for defective materials, workmanship, and failure for the product to perform as intended. Steeper items deemed within warranty terms will be replaced or repaired free of charge at Steeper's discretion. A warranty claim will be void if considered a symptom of normal wear and tear, or the product is found not to have been used in accordance with the supplied technical and user instruction.

In the event that a product exceeds the stated product warranty period, is deemed damaged/defective through patient use, neglect, operation beyond capacity, or otherwise falls outside of the warranty terms, the claimant will be informed and the warranty claim rejected. In this instance, repair/replacement of the given product will be chargeable.

Below is a summary of warranties by product group, for individual warranty details please refer to their technical manuals:

Product Group	Warranty
Myoelectric Hands	24 months from shipping date
Espire Pro and Espire Hybrid Elbows	24 months from shipping date
Espire Classic Plus and Classic Elbows	12 months from shipping date
Upper Limb Prosthetic Components, Equipment and Fabrication Items	12 months from shipping date
Suspension Kits	3 months from shipping date
Hosmer Split Hooks & Upper Extremity Components	18 months from shipping date

Please note: All warranties are void where a product has been altered or misused. Steeper reserve the right to refuse a warranty claim on a returned product following review.

The Steeper Warranty Policy is reviewed at defined periods by the Sales team to ensure prosthetic product and warranty periods reflect current product range and supply. Please refer to individual product documentation for product specific warranty information.

For warranty information regarding specific terms and conditions, or on our distributed product listings, please refer to our supplementary catalogues or contact your local product manager/service provider.

Ordering Colour Swatches

Please see below for the TrueFinish™ colour shades for our full glove ranges, suitable for use with myoelectric, mechanical and cosmetic hands. These are available in 19 skin shades featuring TrueFinish™ micropigmentation for increased realism.



A solid black glove is available using code E20, this is supplied without painted nails.

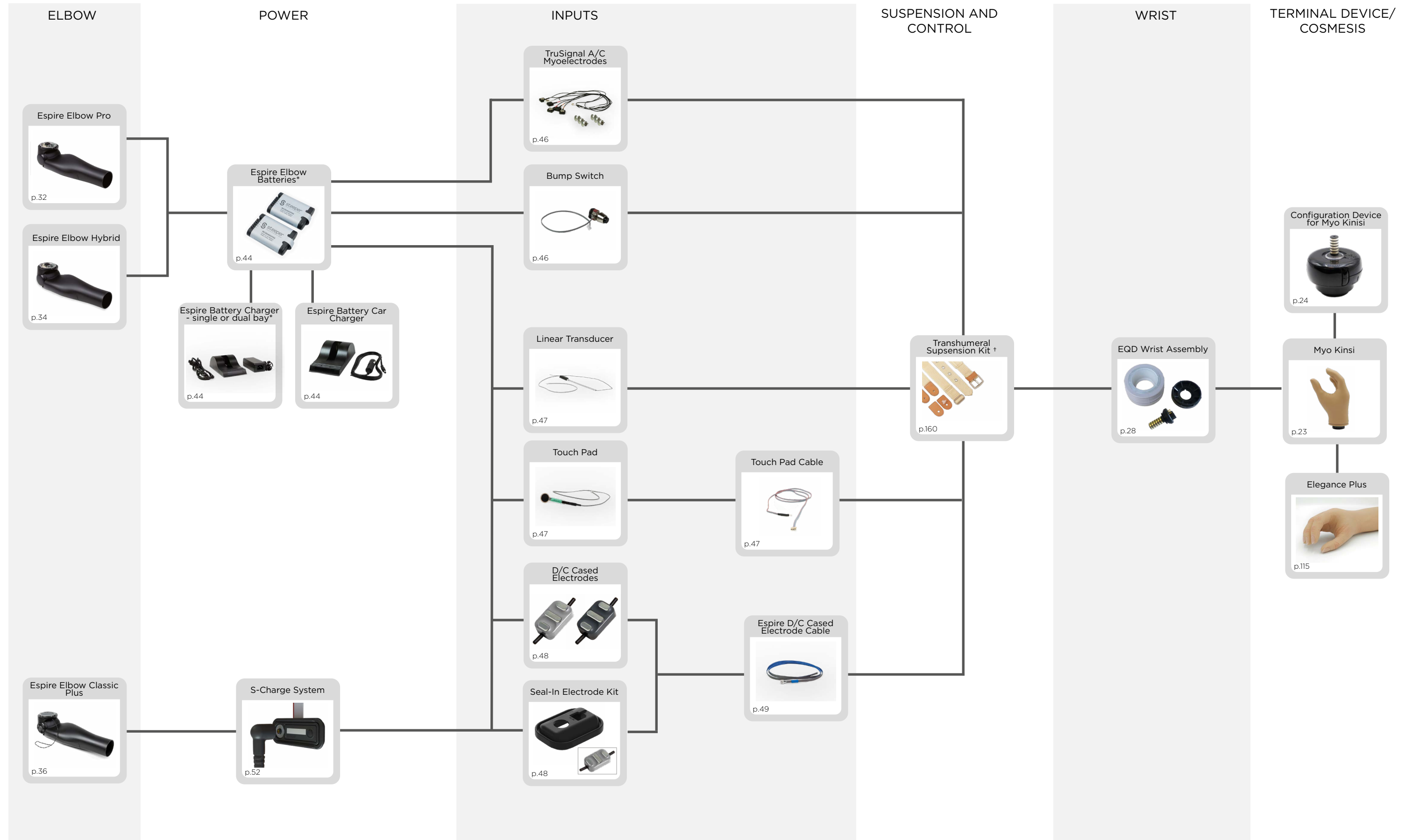
See pages 86-117 for our full range of cosmetic gloves.

To help you select the most appropriate colour of glove, swatches are available on request:

- E24655 - Glove Colour Swatch - TrueFinish™
- E24658 - USA Glove Color Swatch - TrueFinish™
- E24654 - Glove Colour Swatch - Standard

The swatch colours shown above are for indication only. To request a colour swatch sample or to place an order for Steeper TrueFinish™ gloves, please contact customerservices@steepergroup.com or sales@usa.com.

MYOELECTRIC TRANSHUMERAL BUILD



*2 batteries and single bay charger supplied with the Espire Elbow

†Control and lift kits are available see page 162

Upper Limb Prosthetics
Ordering Information
Myoelectric Hands
Myoelectric Elbows
Myoelectric Power & Inputs
Cable Operated & Spring Hands
Functional Devices
Cosmetic Hands & Gloves
Modular Arm Systems
Wrist Units
Mech. Elbow Units & Joints
Suspension & Control Systems
Materials & Tools

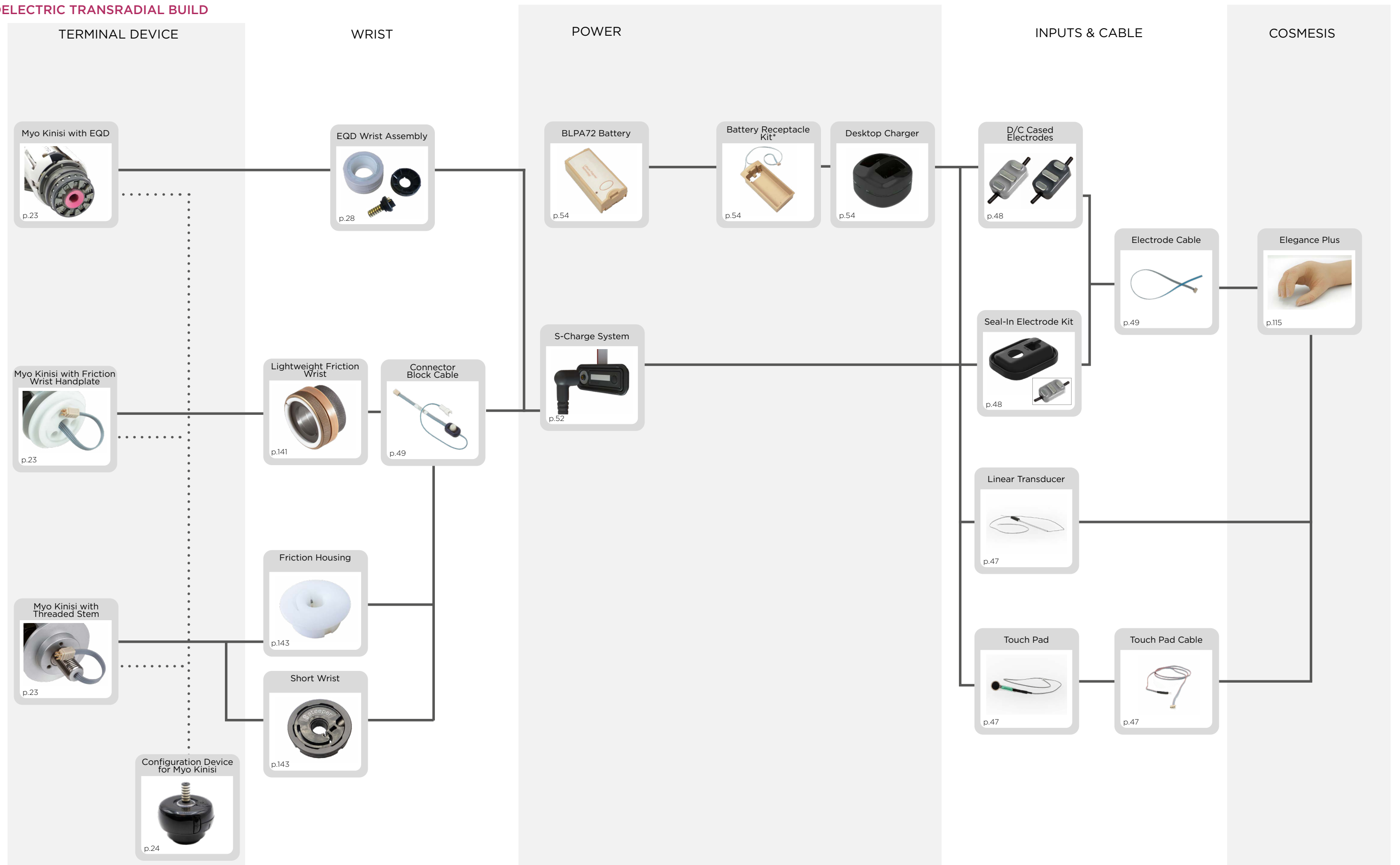
Upper Limb Prosthetics
Ordering Information
Myoelectric Hands
Myoelectric Elbows
Myoelectric Power & Inputs
Cable Operated & Spring Hands
Functional Devices
Cosmetic Hands & Gloves
Modular Arm Systems
Wrist Units
Mech. Elbow Units & Joints
Suspension & Control Systems
Materials & Tools

MYOELECTRIC TRANSRADIAL BUILD

MYO KINISI WITH EQD WRIST

MYO KINISI WITH FRICTION WRIST


MYO KINISI WITH THREADED SHORT WRIST



- Upper Limb Prosthetics
- Ordering Information
- Myoelectric Hands
- Myoelectric Elbows
- Myoelectric Power & Inputs
- Cable Operated & Springing Hands
- Functional Devices
- Cosmetic Hands & Gloves
- Modular Arm Systems
- Wrist Units
- Mech. Elbow Units & Joints
- Suspension & Control Systems
- Materials & Tools

- Upper Limb Prosthetics
- Ordering Information
- Myoelectric Hands
- Myoelectric Elbows
- Myoelectric Power & Inputs
- Cable Operated & Springing Hands
- Functional Devices
- Cosmetic Hands & Gloves
- Modular Arm Systems
- Wrist Units
- Mech. Elbow Units & Joints
- Suspension & Control Systems
- Materials & Tools

SHOULDER DISARTICULATION




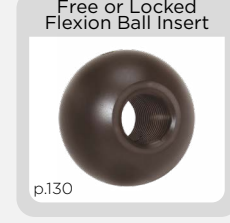




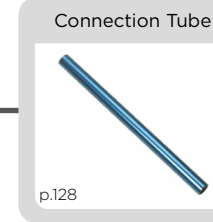
SHORT TRANSHUMERAL



LONG TRANSHUMERAL



TRANSRADIAL



½ x 20 TPI Threaded Hands and Functional Devices

Cosmetic Hands - Oval Wrist

Cosmetic & Mechanical hands (flat base), Non-threaded North American & European Hands

Hands, Functional Devices, Hooks with internal thread

Hooks, Functional Devices, Threaded Hands

Cosmetic Hands with M12 Internal Thread

Cosmetic Hands, Oval Wrist - no rotation

Cosmetic, Mechanical, Myoelectric, Body-Powered Gripper, European hands

Hooks, Functional Devices, Threaded Hands

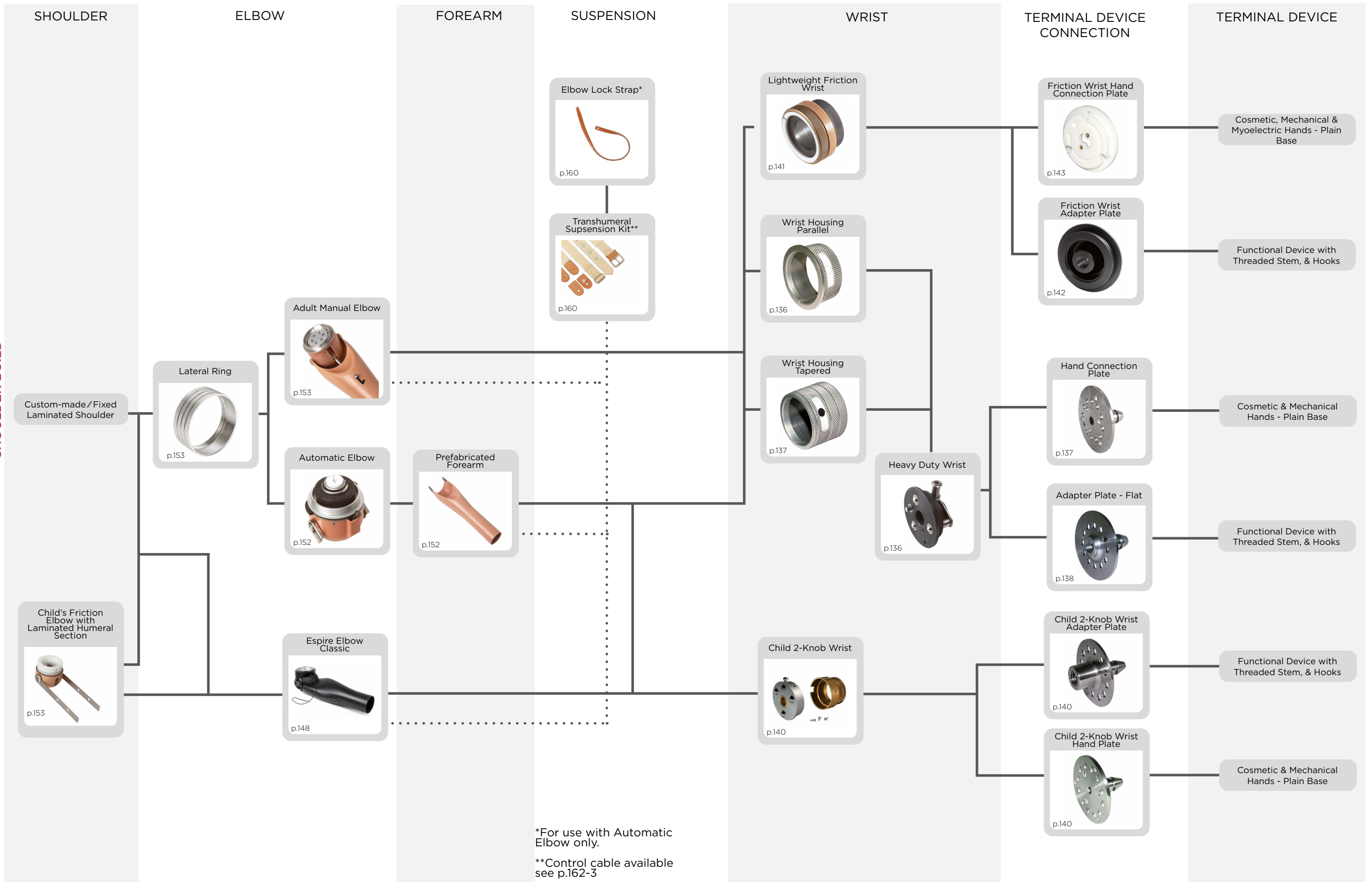
Compatible with the Steeper range of cosmetic gloves, see pages 86 - 117 for more details.

- Upper Limb Prosthetics
- Ordering Information
- Myoelectric Hands
- Myoelectric Elbows
- Myoelectric Power & Inputs
- Cable Operated & Spring Hands
- Functional Devices
- Cosmetic Hands & Gloves
- Modular Arm Systems
- Wrist Units
- Mech. Elbow Units & Joints
- Suspension & Control Systems
- Materials & Tools

- Upper Limb Prosthetics
- Ordering Information
- Myoelectric Hands
- Myoelectric Elbows
- Myoelectric Power & Inputs
- Cable Operated & Spring Hands
- Functional Devices
- Cosmetic Hands & Gloves
- Modular Arm Systems
- Wrist Units
- Mech. Elbow Units & Joints
- Suspension & Control Systems
- Materials & Tools

FOREQUARTER/
SHOULDER BUILD

TRANSHUMERAL BUILD

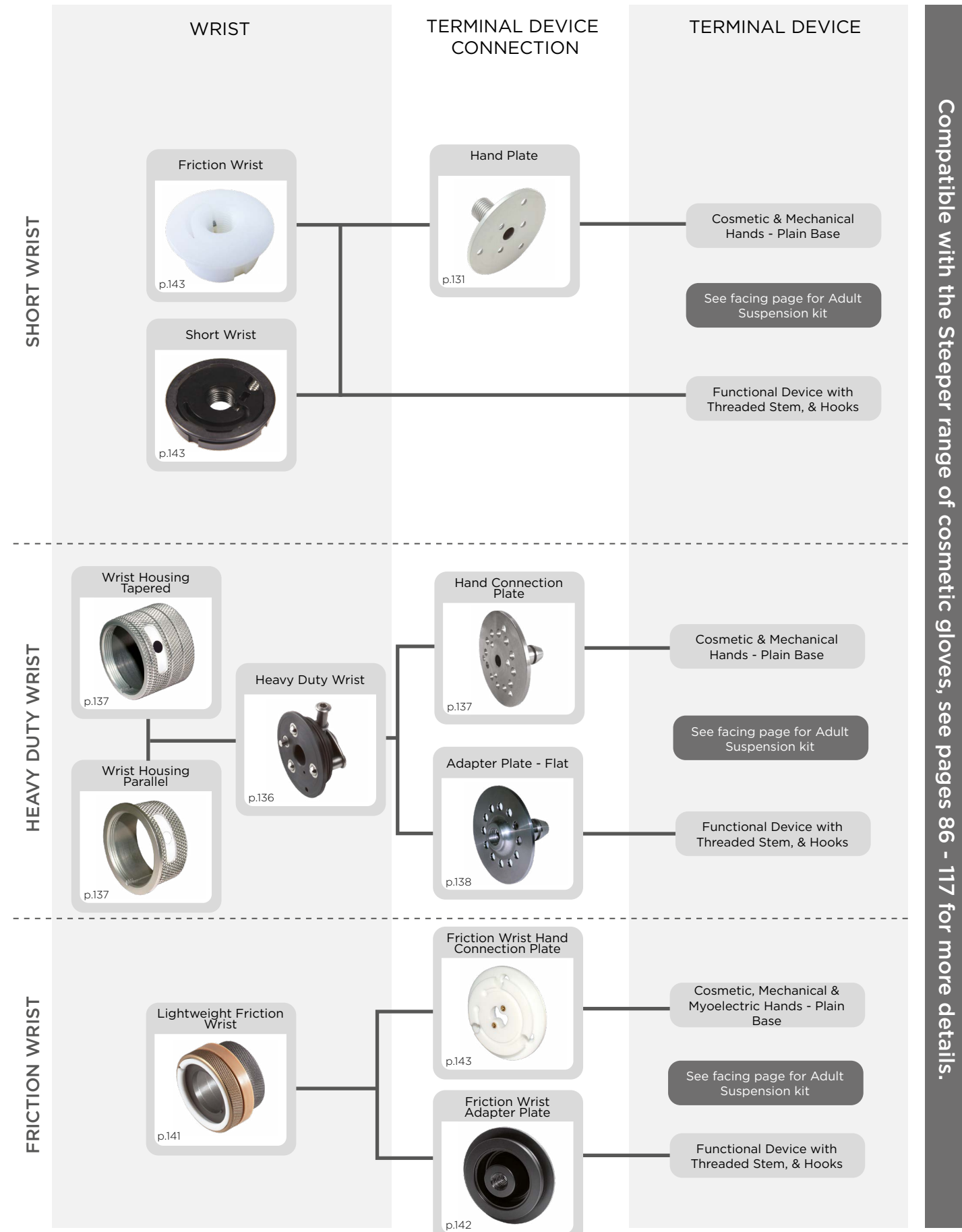


Compatible with the Steeper range of cosmetic gloves, see pages 86 - 117 for more details.

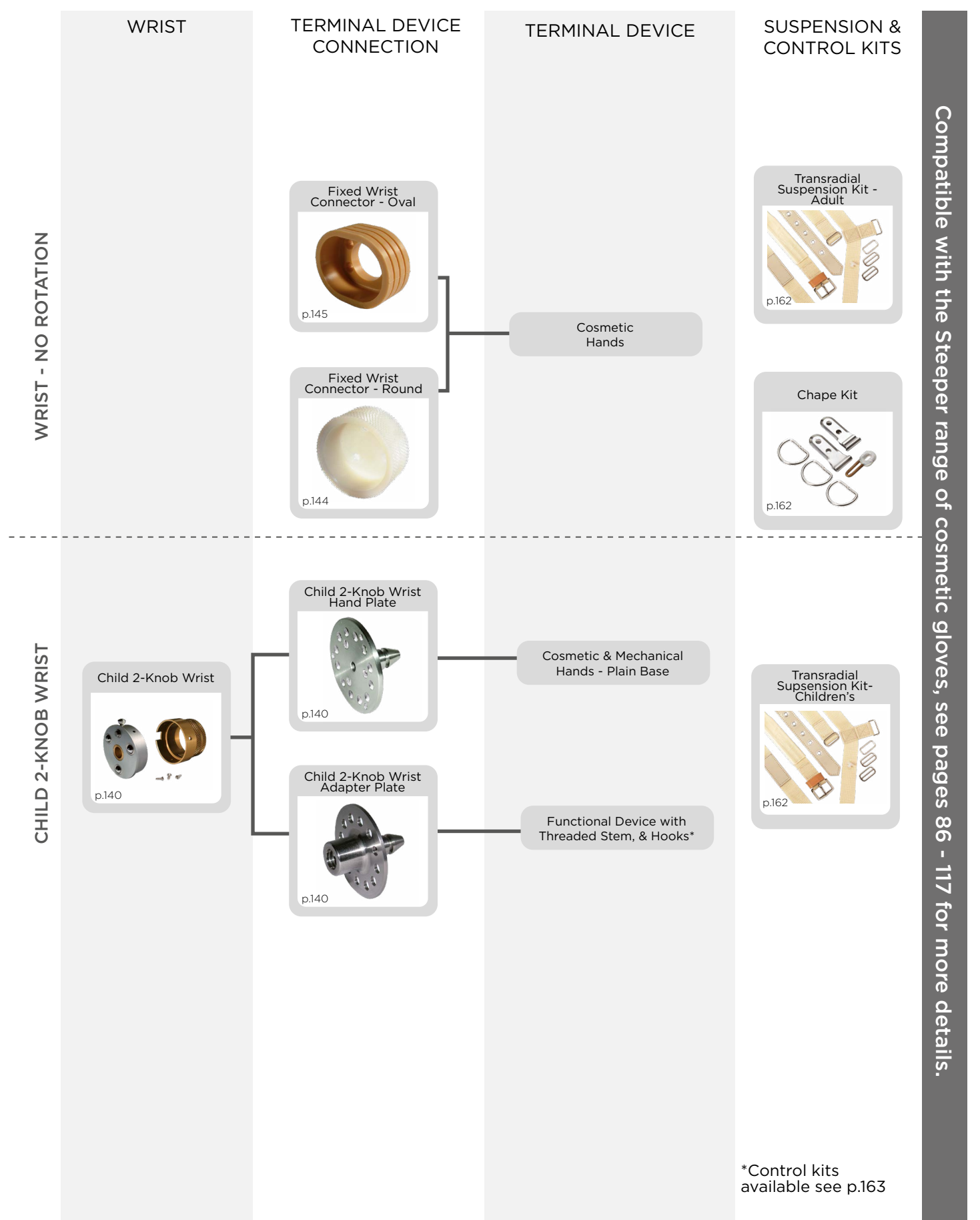
Upper Limb Prosthetics
Ordering Information
Myoelectric Hands
Myoelectric Elbows
Myoelectric Power & Inputs
Cable Operated & Spring Hands
Functional Devices
Cosmetic Hands & Gloves
Modular Arm Systems
Wrist Units
Mech. Elbow Units & Joints
Suspension & Control Systems
Materials & Tools

Upper Limb Prosthetics
Ordering Information
Myoelectric Hands
Myoelectric Elbows
Myoelectric Power & Inputs
Cable Operated & Spring Hands
Functional Devices
Cosmetic Hands & Gloves
Modular Arm Systems
Wrist Units
Mech. Elbow Units & Joints
Suspension & Control Systems
Materials & Tools

TRANSRADIAL BUILD



Compatible with the Steeper range of cosmetic gloves, see pages 86 - 117 for more details.



*Control kits available see p.163

Compatible with the Steeper range of cosmetic gloves, see pages 86 - 117 for more details.

Our range of myoelectric hands and components offer durability, reliability and quality design features.

The range includes the innovative Myo Kinisi hand, along with compatible electrodes, cables, connectors, multiple wrist options, and our high-capacity S-Charge System.

A range of courses about Myoelectric hands and components are available on UpSkill by Steeper, our comprehensive online learning tool. You will see the UpSkill shield where courses are available.



- Upper Limb Prosthetics
- Ordering Information
- Myoelectric Hands**
- Myoelectric Elbows
- Myoelectric Power & Inputs
- Cable Operated & Spring Hands
- Functional Devices
- Cosmetic Hands & Gloves
- Modular Arm Systems
- Wrist Units
- Mech. Elbow Units & Joints
- Suspension & Control Systems
- Materials & Tools

- Upper Limb Prosthetics
- Ordering Information
- Myoelectric Hands**
- Myoelectric Elbows
- Myoelectric Power & Inputs
- Cable Operated & Spring Hands
- Functional Devices
- Cosmetic Hands & Gloves
- Modular Arm Systems
- Wrist Units
- Mech. Elbow Units & Joints
- Suspension & Control Systems
- Materials & Tools

Myo Kinisi

The Myo Kinisi is a myoelectric prosthetic hand, externally controlled by the electric signals naturally generated by the user's muscles, and powered using a high-capacity battery system housed within the forearm.

It is suitable for patients at levels equivalent to transradial and more proximally, in both unilateral and bilateral applications. To suit a broad range of clinical presentations, the hand is available in three sizes and four wrist variations.

As the user varies their muscle intensity, the Myo Kinisi hand will respond with a proportionate hand speed and grip force, which can be pre-programmed using the Steeper Configuration Device.

For product training visit www.upskillbysteep.com



Features and Benefits

- Three hand sizes available: 7¼, 7¾ and 8¼
- Auto-grip feature enables the user to have secure grip on unstable objects
- User-friendly function button located on the dorsal aspect of the hand
- Supercapacitor technology provides efficient control and power conservation
- Safety release mechanism for patient reassurance
- Steeper Configuration Device allows prosthetists to configure to user's exacting requirements (p.24)
- 13 adjustable parameters
- Five control modes
- Operating voltage 7.2V DC
- Durable PVC hand shell and complemented by the reinforced Elegance Plus cosmesis, designed specifically for use with the Myo Kinisi with enhanced detailing



½" x 20 TPI

M12 x 1.5mm

Technical Information: Myo Kinisi with Quick Disconnect Wrist

(Performance figures have been measured with a fitted hand shell)

Size	Compatible Wrist Sizes	Speed when Closing from Fully Open	Grip Strength	Max Opening Width	Weight with Inner Glove	Length (Base Hand Shell to Thumb Tip)
7 ¼	45mm (1 ¾")	220mm/s	c.90N	100mm (3 15/16")	530g (1lb 2oz)	170mm (6 11/16")
7 ¾	50mm (2")	220mm/s	c.90N	100mm (3 15/16")	550g (1lb 2oz)	170mm (6 11/16")
8 ¼	54mm (2 1/8")	220mm/s	c.90N	100mm (3 15/16")	565g (1lb 3oz)	175mm (6 7/8")

Myo Kinisi - Quick Disconnect Wrist

Part Number	Size	Left/Right	Description	Wrist Unit Option	Male Glove Number	Female Glove Number
1 KIN725LQD	7 ¼	Left	Adolescent/Adult	45mm (1 ¾")	306	304
KIN725RQD	7 ¼	Right	Adolescent/Adult	45mm (1 ¾")	307	305
KIN775LQD	7 ¾	Left	Adult	50mm (2")	302	312
KIN775RQD	7 ¾	Right	Adult	50mm (2")	303	313
KIN825LQD	8 ¼	Left	Adult	54mm (2 1/8")	300	N/A
KIN825RQD	8 ¼	Right	Adult	54mm (2 1/8")	301	N/A

Myo Kinisi - Friction Wrist

Part Number	Size	Left/Right	Description	Wrist Unit Option	Male Glove Number	Female Glove Number
2 KIN725LFW	7 ¼	Left	Adolescent/Adult	50mm (2")	306	304
KIN725RFW	7 ¼	Right	Adolescent/Adult	50mm (2")	307	305
KIN775LFW	7 ¾	Left	Adult	54mm (2 1/8")	302	312
KIN775RFW	7 ¾	Right	Adult	54mm (2 1/8")	303	313
KIN825LFW	8 ¼	Left	Adult	54mm (2 1/8")	300	N/A
KIN825RFW	8 ¼	Right	Adult	54mm (2 1/8")	301	N/A

Myo Kinisi - North American Thread (½" x 20 TPI)

Part Number	Size	Left/Right	Description	Wrist Unit Option	Male Glove Number	Female Glove Number
3 KIN725LNA	7 ¼	Left	Adolescent/Adult	45mm (1 ¾")	306	304
KIN725RNA	7 ¼	Right	Adolescent/Adult	45mm (1 ¾")	307	305
KIN775LNA	7 ¾	Left	Adult	50mm (2")	302	312
KIN775RNA	7 ¾	Right	Adult	50mm (2")	303	313
KIN825LNA	8 ¼	Left	Adult	54mm (2 1/8")	300	N/A
KIN825RNA	8 ¼	Right	Adult	54mm (2 1/8")	301	N/A

Myo Kinisi - European Thread (M12 x 1.5mm)

Part Number	Size	Left/Right	Description	Wrist Unit Option	Male Glove Number	Female Glove Number
4 KIN725LEU	7 ¼	Left	Adolescent/Adult	45mm (1 ¾")	306	304
KIN725REU	7 ¼	Right	Adolescent/Adult	45mm (1 ¾")	307	305
KIN775LEU	7 ¾	Left	Adult	50mm (2")	302	312
KIN775REU	7 ¾	Right	Adult	50mm (2")	303	313
KIN825LEU	8 ¼	Left	Adult	54mm (2 1/8")	300	N/A
KIN825REU	8 ¼	Right	Adult	54mm (2 1/8")	301	N/A



Steeper Configuration Device for Myo Kinisi

The Myo Kinisi can be set up in combination with the Steeper Configuration Device - a programming hub designed to manipulate the input thresholds of the device.

The Steeper Configuration Device allows the clinician to customise the standard hand settings to suit each individual patient's ability and requirements. A variety of parameters can be adjusted, including enabling/disabling the auto-grip, changing the control strategy, and adjusting the speed thresholds.

Information on how to use the Steeper Configuration Device can be found within the technical manual, which can be downloaded at www.steepergroup.com

For training and more details on the Steeper Configuration Device, visit www.upskillbysteeper.com

Part Number	Description
MYO-CFG	A single Configuration Device can be used to program multiple myoelectric hands. Supplied with B33680 Power Supply Cable and B33664 Wrist Connection Cable.


Spare Parts		
Part Number	Description	
B33680	Power Supply Cable (Input)	For use with the Steeper Configuration Device, when programming a Myo Kinisi hand with friction or threaded stem wrist option. In combination with CBBHA72, this cable connects the power and input signals (from the forearm) to the Configuration Device. A Wrist connection cable (B33664) is also required to connect to the hand and can be purchased separately.
B33664	Wrist Connection Cable (Output)	For use with the Steeper Configuration Device, when programming a Myo Kinisi hand with friction or threaded stem wrist option. This cable connects the Configuration Device to the Myo Kinisi hand. A Power Supply Cable (B22680) is also required to connect to the forearm and can be purchased separately.



Myo Kinisi Hand Shell (including retention ring)

Durable hand shell for the Myo Kinisi manufactured from PVC.

Part Number	Size	Left/Right
IHKIN-725L	7 ¼	Left
IHKIN-725R	7 ¼	Right
IHKIN-775L	7 ¾	Left
IHKIN-775R	7 ¾	Right
IHKIN-825L	8 ¼	Left
IHKIN-825R	8 ¼	Right



Myo Kinisi Hand Shell Retention Ring

Part Number	Size	Left/Right	Diameter
B33815	7 ¼	Left or Right	49mm (2")
B33816	7 ¾	Left or Right	53mm (2 1/16")
B33817	8 ¼	Left or Right	58mm (2 1/4")



Finger Palp Kit - Myo Kinisi

Spare finger (2) and thumb (1) palps (tips) for the Myo Kinisi hand.

Part Number	Size	Left/Right
KINPALP	7 ¼, 7 ¾, 8 ¼	Left or Right

Junior Myo

The Junior Myo is a myoelectric hand, designed as a highly functional introductory prosthesis suitable for children aged 8 - 12 years. Offering a grip force of 40N and will fully close from an open position in 1.5 seconds; making this device the ideal starting point for youngsters wishing to harness the functionality and benefit of a myoelectric hand, allowing activities of daily living to be carried out safely with ease.

Prosthetists can select from 9 control modes to choose the most appropriate for the patient by using the dial switch feature. The hand can be operated via a switch or myoelectrodes and features a high grade aluminium chassis with a durable PVC shell.

Recommended for use with the Steeper S-Charge internal power system and the range of Elegance PVC gloves for an easy to clean and robust cosmesis.

Features and Benefits

- Controlled with myoelectrodes or switch inputs
- 40N grip strength offers functionality whilst remaining safe
- 1.5 seconds from fully open to fully closed position allows children the time to operate the device with ease
- Internal safety mechanism for added reassurance
- Nine control modules
- Electronic 'gear change'
- 4 wrist options available
- Operating voltage 7.2V DC



Junior Myo							
Part Number	Size	Left/Right	Wrist Unit Option	Wrist Unit Size	Male Glove Number	Female Glove Number	
1	MYA675LQD	6 ¾	Left	Quick Disconnect	40mm (1 ½")	310	310
	MYA675RQD	6 ¾	Right	Quick Disconnect	40mm (1 ½")	311	311
2	MYA675LFW	6 ¾	Left	Friction	45mm (1 ¾")	310	310
	MYA675RFW	6 ¾	Right	Friction	45mm (1 ¾")	311	311
3	MYA675LNA	6 ¾	Left	North American Thread (½" x 20 TPI)	40mm (1 ½")	310	310
	MYA675RNA	6 ¾	Right	North American Thread (½" x 20 TPI)	40mm (1 ½")	311	311
4	MYA675LEU	6 ¾	Left	European Thread (M12 x 1.5mm)	40mm (1 ½")	310	310
	MYA675REU	6 ¾	Right	European Thread (M12 x 1.5mm)	40mm (1 ½")	311	311


Junior Myo Technical Information (with EQD Wrist)						
Size	Compatible wrist sizes	Time from full Open/Close	Grip Strength	Max Opening Width	Weight with Inner Glove	Length (Base of hand shell to thumb tip)
6 ¾	40mm (1 ½")	1.5 Seconds	40N	65mm (2 5/8")	320g (11oz)	116mm (4 ½")



Junior Myo Hand Shell (including retention ring)

Durable PVC hand shell for use with Junior Myo, includes retention ring.

Part Number	Size	Left/Right
IHA675L	6 ¾	Left
IHA675R	6 ¾	Right



Junior Myo Hand Shell Retention Ring

Part Number	Size	Left/Right	Diameter	Description
B25330	6 ¾	Left or Right	46mm (1 ¾")	For EQD Hands
B25320	6 ¾	Left or Right	46mm (1 ¾")	For Friction Wrist Hands

Myoelectric Hands and Components - System Components



Quick Disconnect Wrist Unit

The Quick Disconnect Wrist connects a myoelectric terminal device to a forearm and custom socket. The forearm can be formed using a blank to fit the lamination ring, which can be easily bonded into place.

Inside the laminating ring the coaxial plug is held in place by a coupling piece and allows a myoelectric hand, battery system and electrode cables to be connected using 2 and 3-pin connectors. The complete Quick Disconnect Wrist allows full rotation and interchanging of the terminal device.

Part Number	Description	Hand Size	Height	Weight
QDAWA-40	40mm Wrist Assembly. Includes Lamination Ring, Coupling Piece and Coaxial Plug	6 ¾	20mm (¾")	30g (1 ⅜ oz)
QDAWA-45	45mm Wrist Assembly. Includes Lamination Ring, Coupling Piece and Coaxial Plug	7 ¼	23mm (1")	38g (1 ⅜ oz)
QDAWA-50	50mm Wrist Assembly. Includes Lamination Ring, Coupling Piece and Coaxial Plug	7 ¾	23mm (1")	42g (1 ½ oz)
QDAWA-54	54mm Wrist Assembly. Includes Lamination Ring, Coupling Piece and Coaxial Plug	8 ¼	23mm (1")	42g (1 ½ oz)

Quick Disconnect Wrist - Spares

Coupling Piece is suitable for all wrist size variants. Includes lock ring.

Coaxial Plug is suitable for all wrist size variants. Includes lock ring and screw.



Part Number	Description	Hand Size	Height
1 QDALR-40	40mm Lamination Ring	6 ¾	20mm (¾")
QDALR-45	45mm Lamination Ring	7 ¼	23mm (7/8")
QDALR-50	50mm Lamination Ring	7 ¾	23mm (7/8")
QDALR-54	54mm Lamination Ring	8 ¼	23mm (7/8")
1a QDACP	Coupling Piece Kit		
B26519	Spare Lock Ring for Coupling Piece		
1b QDACO	Coaxial Plug Kit		
B26502	Spare Lock Ring for Coaxial Plug		
NSC0412	Spare Screw for Coaxial Plug		



Discover the Steeper Online Learning Platform



UpSkill by Steeper

Our online training platform is designed for prosthetists, prosthetic technicians and distributor partners. Providing exclusive access to courses on the Steeper product range, www.upskillbysteepers.com includes courses on the Espire Elbow and Myoelectric System, plus online webinars hosted by our Clinical Team and initial previews of the latest innovations.

Request your enrolment key by emailing education@steepergroup.com.



Myoelectric elbows are powered devices that can be used in conjunction with a variety of powered terminal devices to help the user carry out their daily activities with ease. Offered with a variety of features to suit patient needs including natural free swing, electronic or manual locks.

The Espire™ Elbow is designed to emulate the anatomical shape of the forearm and wrist, to appeal to a wide range of patients.

The entire range is compatible with a variety of terminal devices on the market, and can be programmed to fit individual needs for everyday tasks.

A range of courses about the Espire Elbow range is available on UpSkill by Steeper, our comprehensive online learning tool. You will see the UpSkill shield where courses are available.

Espire™ Elbow Pro

The Espire Pro is a revolutionary powered elbow, designed to mimic anatomical shape whilst being intuitive and easy to use. This reliable device offers the patient a removable battery, electric lock, and free swing options.

Compatible with most terminal devices, the elbow comes with two removable 3000mAh batteries which are designed to provide a full day of function each - even when using a powered wrist rotator and multi-articulating hand.

The Pro is easily programmed using the Espire Hub iPad App which uses a Bluetooth connection to customise the device according to the patient's requirements, and also control the movement strategy of the elbow.

For training and more details visit www.upskillbysteep.com



Features and Benefits

- Powered elbow with powered flexion and extension
- Infinite locking positions with the electric locking mechanism
- Centre of mass is optimally positioned as proximal as possible on the device so it is comfortable to wear and feels lightweight
- Gear box control allows user to lift 4kg of weight, and hold 11.3kg
- Power buttons are positioned discreetly on the underside of the device and recessed to prevent accidental operation
- Can be programmed via the Hub App for iPad to automatically enter free swing or via patient input signal (an iPad is supplied with clinic's first purchase)
- A single, multi-coloured LED indicator displays information such as battery life, calibration processes and system errors
- Compatible with advanced control options including the Coapt or IBT pattern recognition technology
- Provided with two removable batteries, fully charged in 3½ hours
- Compatible with inputs including TruSignal Electrodes, DC Electrodes, Touch Pads and Linear Transducers
- Connector cables available for standard inputs, see cables on p.49
- Anatomically shaped with a natural resting position
- Minimal servicing with 2 year warranty, extended warranty option for a further 3 years
- Accommodates 12 input and 4 output connections
- Compatible with the electronic Axis Shoulder, see p.158-9 for more information
- Three standard finishes; Brown, Caucasian and Black
- Three enhanced finishes; Pearlescent White, Metallic Silver and Carbon Fibre available, additional charges may apply
- Custom finishes available, see www.steepergroup.com for more details

Espire™ Pro Technical Information

Elbow Lock	Locking Positions	Max. Lifting Force	Flexion Angle	Speed	Weight Limit
Electronic	Infinite	13.6 N-m (10 ft-lb)	-5 - 135°	135°/s	11.3kg (25lb)

Mode of Operation	Connections		Battery Type	Battery Charge Time	Warranty
	Inputs	Outputs			
The voltage is regulated by the elbow to meet the terminal device demand	12	4	Removable Smart Li-ion 10.8 V, 3,000 mAh	3½ hours for full charge	2 years (additional 3 year warranty available to purchase)

Espire™ Pro Ordering Information

Part ID	Side	Colour	Size	Pattern Recognition*
EEP	-			-

Left	L	Brown	B	Small	S	Coapt	CO
Right	R	Caucasian	C	Standard	D	IBT	IBT
		Jet Black	J			None	Leave blank
		Silver	S				
		White	W				
		Black					
		Carbon Fibre	001				

*This information is required to ensure the appropriate circuit board is pre-installed to the Espire Elbow input connector board. The Complete Control Gen 2 must be ordered directly from Coapt, and the IBT Sense ordered from IBT.

Please specify region when placing order so we can supply the correct charger.

Example Part Number:

Espire Pro Elbow, Left, Jet Black, Standard size, with IBT pattern recognition: **EEP-LJD-IBT**

Turn to p. 40- 41 for order form.

Espire Pro Elbow 3 Year Extended Warranty

Part Number EEP-WAR3

Items included in the Box

- Espire Elbow
- Lamination Collar and Clamp Ring
- Lamination Dummy
- Strain Relief Disc
- 2 Lithium-Ion Batteries
- Battery Charger with Adapter
- iPad (included with first purchase of Pro/Hybrid model only)

Espire™ Elbow Hybrid

The Espire Hybrid offers myoelectric control of the elbow lock and terminal device with mechanical flexion and extension control. To counteract the effects of gravity, the elbow will counterbalance the forearm, wrist, and terminal device.

The myoelectric input capabilities of the device allow it to control terminal devices, and retain an anatomical shape whilst being both high-tech and lightweight.

The Hybrid is easily programmed using the Espire Hub iPad App, which uses a wireless, Bluetooth connection to enable prosthetists to customise the device according to the patient's preference, and also control the movement strategy of the elbow.

For training and more details visit www.upskillbysteep.com



Features and Benefits

- Mechanically controlled flexion and extension
- 13 locking positions
- Adjustable counterbalance feature for ease of positioning and a lightweight feel
- Provided with two 3000mAh removable batteries, fully charged in 3½ hours
- Allows the user to hold 11.3kg
- Secure, intuitive electric lock which can be controlled via a selection of inputs
- Power buttons are positioned discreetly on the underside of the device and recessed to prevent accidental operation
- Compatible with industry standard electrodes, touch pad, linear transducer and TruSignal™ inputs, as shown on p. 47
- Connector cables available for standard inputs, see cables on p. 49
- Compatible with advanced control options including the Coapt or IBT pattern recognition technology
- Can be programmed via the Hub App for iPad to suit patient requirements (an iPad is supplied with first clinic purchase)
- Anatomically shaped with a natural resting position
- Minimal servicing with 2 year warranty, extended warranty option for a further 3 years
- Accommodates 12 input and 4 output connections
- Compatible with the electronic Axis Shoulder, see p.158-9 for more information
- Three standard finishes; Brown, Caucasian and Black
- Three enhanced finishes; Pearlescent White, Metallic Silver and Carbon Fibre available. additional charges may apply
- Custom finishes available, see www.steepergroup.com for more details

Espire™ Hybrid Technical Information

Elbow Joint Control	Elbow Lock	Locking Positions	Lift Compensation	Dial Placement Options	Flexion Angle	Terminal Device Control
Mechanical	Electronic	13	Counterbalance	Medial or Lateral	-5 - 135°	Electronic

Mode of Operation	Connections		Battery Type	Battery Charge Time	Warranty
	Inputs	Outputs			
The voltage is regulated by the elbow to meet the terminal device demand	12	4	Removable Smart Li-ion 10.8 V, 3,000 mAh	3½ hours for full charge	2 years (additional 3 year warranty available for purchase)

Espire™ Hybrid Ordering Information

Part ID	Side	Colour	Dial Placement	Size	Pattern Recognition*
EEH	-				-

Left	L	Brown	B	Lateral	L	Small	S	Coapt	CO
Right	R	Caucasian	C	Medial	M	Standard	D	IBT	IBT
		Jet Black	J					None	Leave blank
		Silver	S						
		White	W						
		Black	001						
		Carbon Fibre	001						

*This information is required to ensure the appropriate circuit board is pre-installed to the Espire Elbow input connector board. The Complete Control Gen 2 must be ordered directly from Coapt, and the IBT Sense ordered from IBT.

Please specify region when placing order so we can supply the correct charger.

Example Part Number:

Espire Hybrid Elbow, Left, Jet Black, Medial Dial, Standard size with IBT pattern recognition: **EEH-LJMD-IBT**

Turn to p. 40-41 for order form.

Espire Hybrid Elbow 3 Year Extended Warranty

Part Number EEH-WAR3

Items included in the box

- Espire Elbow
- Lamination Collar and Clamp Ring
- Lamination Dummy
- Strain Relief Disc
- 2 Lithium-Ion Batteries
- Battery Charger with Adapter
- iPad (included with first purchase of Pro/Hybrid model only)
- Forearm Cable Lift Kit (optional extra)

Esquire™ Elbow Classic Plus

The Classic Plus model is a mechanical elbow featuring a forearm counterbalancing mechanism, and a manual lock to allow the patient to freely position the device with minimal effort. The elbow lock is controlled via a cable on the device with a simple upwards pull which can be done with the sound hand or via another body movement captured through a harness. Humeral rotation can be controlled via means of friction adjustment.

Pass through electronics allow various inputs and batteries to be attached using a plug-in board, which are then routed through the elbow to the distal end to enable the use of a wide range of terminal devices.

For training and more details on how to order visit www.upskillbysteep.com



Features and Benefits

- Counterbalance mechanism comfortably offsets the weight of the forearm, wrist and terminal device
- Pass through electronics allow the control of powered terminal devices
- Anatomically shaped with a natural resting position
- Two dial placement options available: lateral or medial to adjust the counterbalance mechanism
- Mechanical locking mechanism that can be locked or unlocked under load, with a maximum holding limit of 11.3kg
- Accommodates 4 input and 4 output connections, located at the proximal and distal ends of the elbow
- Built-in battery compartment to locate a third-party battery
- Compatible with the S-Charge System p.52
- No external cables are required
- Minimal servicing required
- Compatible with the Exo and Endo Axis Shoulder, see p.158-9 for more information
- Three standard finishes; Brown, Caucasian and Black
- Three enhanced finishes; Pearlescent White, Metallic Silver and Carbon Fibre available. additional charges may apply
- Custom finishes available, see www.steepergroup.com for more details



Esquire™ Classic Plus Technical Information

Elbow Joint Control	Elbow Lock	Locking Positions	Lift Compensation	Dial Placement Options	Flexion Angle	Terminal Device Control
Mechanical	Manual	13	Counterbalance	Medial or Lateral	-5 - 135°	Electronic & Mechanical

Mode of Operation	Connections		Battery Type	Battery Charge Time	Warranty
	Inputs	Outputs			
The voltage for the terminal device is supplied by the battery system chosen	4	4	Battery compartment or use with S-Charge System or systems from other manufacturers	See manufacturers' instructions	1 Year

Esquire™ Classic Plus Ordering Information

Part ID	Side	Colour	Dial Placement	Size
EECP	-			
	Left L Right R	Brown B Caucasian C Jet Black J Silver S White W Black Carbon Fibre 001	Lateral L Medial M	Small S Standard D

Example Part Number:

Esquire Classic Plus Elbow, Left, Jet Black, Medial Dial, Standard size: **EECP-LJMD**

Turn to p. 40-41 for order form.

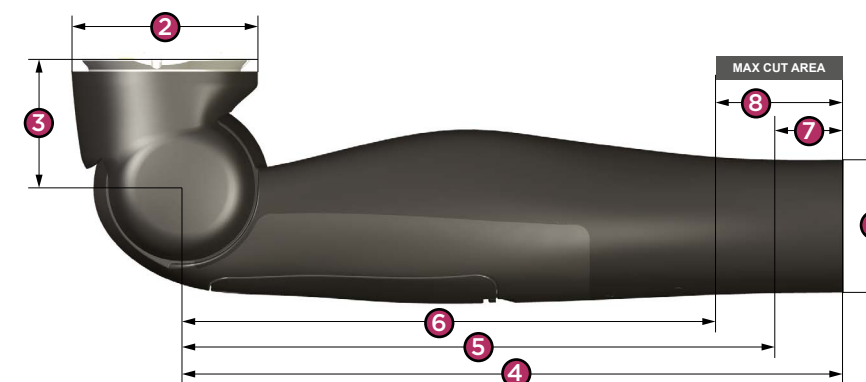
Espire™ Elbow Comparison Chart

This helpful comparison chart table will allow you to choose the most appropriate model for your patient's requirements.

For training and more details on how to order visit www.upskillbysteep.com

		Pro	Hybrid	Classic Plus
Elbow Joint Control	Motor Driven	●		
	Max Lifting Force (active lift)	10ft-lb (13N-m)		
	Speed (pre-set control)	135°/sec		
	Mechanical		●	●
	Lift Compensation		Counterbalance	Counterbalance
Elbow Lock	Locking positions	Infinite	13	13
	Automatic Lock	●		
	Automatic Free Swing	●		
	Electric Lock		●	
	Manual Lock			●
Terminal Device Control	Electronic	●	●	●
	Mechanical			●
Electronic Control Options	Inputs (myo, touch pads, transducers etc)	12	12	4
	AC Electrodes with TruSignal™	Available	Available	
	Auto Calibration	●	●	
	Advanced Control Options	●	●	
	TMR	Compatible	Compatible	
	Pattern Recognition (CoApt etc)	Available	Available	
	Outputs (terminal devices, wrists etc)	4	4	4
	Advanced Grip Control	Available	Available	
	Shoulder Electric Lock	Available	Available	
Digital Setup	Wireless Setup	Bluetooth 4.2	Bluetooth 4.2	
	Setup Software	Espire Hub™ App	Espire Hub™ App	
	iPad included (with first purchase)	●	●	
Power	Voltage (elbow)	11.1V nominal		
	Voltage (hand)	7.4V regulated	7.4V regulated	Refer to manufacturer
	Battery	(2) 3000mAh Li-ion	(2) 3000mAh Li-ion	Refer to manufacturer
	Time to full charge	3.5 hours	3.5 hours	Refer to manufacturer
	Battery compartment	●	●	●
	Third party battery option			●
Warranty	Charger	Single or Dual-Bay	Single or Dual-Bay	Refer to manufacturer
	Warranty	2 years	2 years	1 year
	Extended Warranty	3 years	3 years	

Espire™ Dimensions



Dimension	Measured From	Small	Standard
1 Diameter - Wrist	---	45mm	50mm
2 Diameter - Upper Arm Connection	---	70mm (2 ¾")	70mm (2 ¾")
3 Minimum Build Height	Residual Limb to Elbow Centre	48mm (1 ⅞")	48mm (1 ⅞")
4 Overall Length	Elbow Centre	248mm (9 ¾")	273mm (10 ¾")
5 Minimum Length - w/rotator	Elbow Centre	222mm (8 ¾")	225mm (8 ⅞")
6 Minimum Length - w/out rotator	Elbow Centre	200mm (7 ⅞")	225mm (8 ⅞")
7 Maximum Cut Area - w/rotator	Distal End	25mm (1")	48mm (1 ⅞")
8 Maximum Cut Area - w/out rotator	Distal End	48mm (1 ⅞")	48mm (1 ⅞")

Espire™ Weights

Size	Model		
	Pro	Hybrid	Classic Plus
Small (45mm)	1075g (37 ⅞ oz)	966g (34oz)	665g (23 ½ oz)
Standard (50mm)	1095g (38 ⅝ oz)	986g (35 oz)	685g (24 oz)

Espire Ordering Form



When ordering an Espire Elbow the full prescription must be known and all details specified as requested below to ensure the correct configuration at the point of manufacture. Each elbow is built to individual specification.

Further details are required by model; Pro (EEP), Hybrid (EEH) or Classic Plus (EECP). You will see the model number specified at the top of each instruction as to what detail to include, if not required for the model you are ordering, move to next instruction.

1. Select Espire Elbow Model EEP EEH EECP

Select model, side and colour for all models. The Espire Pro does not require a Dial Location. Pattern recognition is not available on the Espire Classic Plus.

EEP/H/CP - **L/R** **B/C/J/S/W/001** **M/L** **D/S** - **CO/IBT**

Model	Code	Side	Code	Colour	Code	Size	Code	Pattern Recognition*	Code	Dial Location	Code
Pro	P	Left	L	Brown	B	Standard	D	Coapt	CO	Medial	M
Hybrid	H	Right	R	Caucasian	C	Small	S	IBT	IBT	Lateral	L
Classic Plus	CP			Jet Black	J			None	Leave blank	None	Leave blank
				Silver	S						
				White	W						
				Black Carbon Finish	001						
				Custom Colour*							

*Please specify upon ordering

*This information is required to ensure the appropriate circuit board is pre-installed to the Espire Pro or Hybrid Elbow input connector board. The Complete Control Gen 2 must be ordered directly from Coapt, and the IBT Sense ordered from IBT.

2. Select Cable Accessories EEP EEH EECP

Forearm Cable Lift Kit For medial standard (EE-FCL-E) All other models (EE-FCL-S)

Control cables and suspension kits are available for EEH and EECP, see pages 47 and 160 for more information.

3. Select Inputs EEP EEH EECP

Input option must be specified at the point of order. Below and opposite you will find the options available by Espire model type.

TruSignal A/C Electrodes EEP EEH EECP

TruSignal A/C Electrode Kits (includes circuit board EE-CB-TL)

CP - **TLE** - **1/2/4/6** **06/12/24** - **L/M/P**

No. of sites	Code	Cable Length	Code	Dome Size	Code
1 site	1	15cm (6")	06	Large	L
2 site	2	30.5cm (12")	12	Medium	M
4 site	4	61cm (24")	24	Pediatric	P
6 site	6				

Steeper D/C Cased Electrodes EEP EEH EECP

Steeper Myoelectric D/C Cased Electrodes Qty: ____ **ELEC** **50/60**

Electrode Hz	Code
50Hz	50
60Hz	60

Steeper Myoelectric Electrodes Seal-In Kit Qty: ____ **ELSK** **50/60**

Additional Input Options EEP EEH EECP

Linear Transducer
 Steeper Linear Transducer (CP-LT-01 or CP-LT-02)

Touch Pads
 Touch Pad (CP-TP-01) Qty: ____ Touch Pad Cable (CP-TPC for EEP and EEH or CP-TPC400 or CP-TPC800 for EECP)

Bump Switch
 Espire Bump Switch (EE-BS)

Third-Party Input
 Device name and intended function: _____

4. Select Input Cables EEP EEH EECP

Espire D/C Cased Electrode Cable (EE-CP-DC) Qty: ____

Espire Ottobock Electrode Cable (EE-OB-DC) Qty: ____

Espire Ottobock Dual Switch Cable (EE-OB-SC) Qty: ____

300mm Electrode Cable (ECA-300) Qty: ____ **EECP only**

600mm Electrode Cable (ECA-600) Qty: ____

1000mm Electrode Cable (ECA-1000) Qty: ____

5. Specify Input Function EEP EEH EECP

Please list which input will be used to control each desired function.

Locking/Unlocking the Elbow _____ Pronating/Supinating the Wrist _____

Flexing/Extending the Elbow _____ Opening/Closing the Hand _____

EEP Only

EEH - How will the electric lock be controlled?

Espire Touch Pad Kit (CP-TPK-01) Qty: ____ Myoelectric signal

Espire Bump Switch (EE-BS) Ottobock 9X14 Harness Pull Switch, or 9X25 Rocker Switch (both ordered through third party). Espire Ottobock Switch Cable required (EE-OB-SC)

6. Specify Wrist and Terminal Device EEP EEH EECP

Steeper Quick Disconnect Wrist 45mm wrist (QDAWA-45) 50mm wrist (QDAWA-50)

Third-Party Wrist
 Wrist name and manufacturer: _____

Terminal Device
 Device name and manufacturer: _____

7. Additional Options EEP EEH EECP

The Espire Pro and Hybrid models are supplied with a single bay battery charger, for additional options including dual bay or car chargers please see p.44. **An additional 3 year warranty can be purchased for the Espire Pro and Hybrid models please see device page for details.** Espire Classic Plus can be utilised with Steeper battery systems such as the S-Charge; see p.52 for details or can accommodate other 3rd party battery systems.



The Steeper range of myoelectric power systems is designed to provide appropriate, consistent power to myoelectric devices. A range of input options offer prosthetists a choice of input control for their patients.


The range of inputs includes the sophisticated TruSignal™ electrodes, which amplify the signal given to control the Espire Pro or Hybrid, through to industry standard inputs such as DC myoelectrodes, touch pads and linear transducers.

Power solutions include the high capacity S-Charge System, housed inside a user's prosthesis or alternatively a forearm mounted system. Additional charging and battery accessories are available for the Espire Elbow.

- Upper Limb Prosthetics
- Ordering Information
- Myoelectric Hands
- Myoelectric Elbows
- Myoelectric Power & Inputs**
- Cable Operated & Spring Hands
- Functional Devices
- Cosmetic Hands & Gloves
- Modular Arm Systems
- Wrist Units
- Mech. Elbow Units & Joints
- Suspension & Control Systems
- Materials & Tools

- Upper Limb Prosthetics
- Ordering Information
- Myoelectric Hands
- Myoelectric Elbows
- Myoelectric Power & Inputs**
- Cable Operated & Spring Hands
- Functional Devices
- Cosmetic Hands & Gloves
- Modular Arm Systems
- Wrist Units
- Mech. Elbow Units & Joints
- Suspension & Control Systems
- Materials & Tools

Espire Elbow Spare Battery, Charging and Parts



Part Number	Description	Espire Model	
1	EE-BAT	Espire Elbow Battery	Pro/Hybrid
1a	EE-CH-1UK	Espire Battery Charger - Single Bay (UK)	Pro/Hybrid
	EE-CH-1EU	Espire Battery Charger - Single Bay (Europe)	Pro/Hybrid
	EE-CH-1US	Espire Battery Charger - Single Bay (US)	Pro/Hybrid
1b	EE-CH-2UK	Espire Battery Charger - Dual Bay (UK)	Pro/Hybrid
	EE-CH-2EU	Espire Battery Charger - Dual Bay (Europe)	Pro/Hybrid
	EE-CH-2US	Espire Battery Charger - Dual Bay (US)	Pro/Hybrid
1c	EE-CCH-UK	Espire Battery Car Charger (UK)	Pro/Hybrid
	EE-CCH-EU	Espire Battery Car Charger (Europe)	Pro/Hybrid
	EE-CCH-US	Espire Battery Car Charger (US)	Pro/Hybrid
1d	EEH-BDJ	Battery Door - Jet Black	Pro/Hybrid
	EEH-BDC	Battery Door - Caucasian	Pro/Hybrid
	EEH-BDB	Battery Door - Brown	Pro/Hybrid
	EEH-BDS	Battery Door - Silver	Pro/Hybrid
	EEH-BDW	Battery Door - White	Pro/Hybrid
	EEH-BD001	Battery Door - Carbon Fibre	Pro/Hybrid
	EECP-BDJ	Battery Door - Jet Black	Classic Plus
	EECP-BDC	Battery Door - Caucasian	Classic Plus
	EECP-BDB	Battery Door - Brown	Classic Plus
	EECP-BDS	Battery Door - Silver	Classic Plus
	EECP-BDW	Battery Door - White	Classic Plus
	EECP-BD001	Battery Door - Carbon Fibre	Classic Plus

Espire Elbow Lamination Parts



Part Number	Description	
2	EE-LK	Espire Elbow Complete Lamination Kit (including screws)
2a	EE-LCO	Espire Elbow Lamination Collar
2b	EE-LCP	Espire Elbow Lamination Clamp
2c	EE-LD	Espire Elbow Lamination Dummy
2d	EE-CS	Espire Elbow Lamination Clamp Screws (2pc) M2.5 x 12mm

Forearm Cable Lift Kit

Lift-assist option for cable-controlled prostheses. Kits include a leather cable loop, 2-pc rivet, 10-32 fasteners (2), bushings (2), and a 7.6mm (1/4") drill bit with collar. To be used on the Espire Hybrid, Classic Plus, Classic and Basic.



Part Number	Description	To Fit
EE-FCL-E	Forearm Cable Lift Kit, Extended	Standard size elbows (50mm) with medial dial placement
EE-FCL-S	Forearm Cable Lift Kit, Standard	All elbows except standard size (50mm) elbow with medial dial placement



A/C Myoelectrodes with TruSignal™ Technology

Specifically designed for use with the Espire Pro and Hybrid models, to allow proprietary myoelectric input, calibration of the myo-signal and adjustments can be made and verified using the Espire Hub App. Trusignal technology buffers a signal immediately, sending a cleaner signal to the microprocessor for amplification. Trusignal buffering and microprocessor amplification provides increased sensitivity for proportional control of the elbow, wrist, and hand for improved control at slower speeds. This is especially beneficial with weak myo-signals.

The Trusignal electrode domes are available in three sizes (Large, Medium, Paediatric) to achieve optimal skin contact and socket comfort.

Each Trusignal electrode kit includes a 12" AC Myo wire harness and 12" electrode ground wire harness with snap-electrode connection, and a set of metal electrode domes. The Medium dome is the standard or default if no other shape is specified. Espire Elbow and Trusignal Electrode Fabrication Instructions can be found at www.steepergroup.com

TruSignal Electrodes Ordering Information

Part ID		No. of Sites	Cable Length	Dome Size	
CP	- TLE	-	-	-	-

Example Part Number:

TruSignal AC Electrode Kit, 2 site, 12" cable length with medium dome size:
CP-TLE-212-M

1 Site	1	152mm (6")	06	Large	L
2 Site	2	305mm (12")	12	Medium	M
3 Site	3	610mm (24")	24	Paediatric	P
4 Site	4				

Part Number	Description	Included in the Pack	Diameter	Dome Height
EE-CBK-TL	TruSignal Circuit Board Kit	TruSignal Circuit Board		
CP-TLE-2P-P	Spare Paediatric dome*	2 domes	9.5mm (3/8")	2.8mm (7/64")
CP-TLE-2P-M	Spare Medium dome*	2 domes	14mm (9/16")	3.4mm (5/8")
CP-TLE-2P-L	Spare Large dome*	2 domes	14mm (9/16")	5mm (12/64")

*Includes nut snap and 'o' rings

Note: TruSignal electrodes are only for use with the Espire Pro and Espire Hybrid.



Espire Bump Switch

The bump switch can be mounted in an accessible position to control the power to a prosthesis and is supplied with a 500mm (20") cable. For use with the Steeper Espire Pro and Espire Hybrid elbow.

Part Number	Description
EE-BS	Espire Bump Switch
EE-OB-RS	Ottobock Rocker Switch (not pictured)
EE-OB-SC	Espire Ottobock Dual Switch Cable (not pictured)

Touch Pads


Touch Pads provide control and switching options for the Espire Elbow and is designed to be mounted into a socket. The control set up and adjustments to patient preferences can be configured using the Espire Hub App for iPad - see the Espire Hub App Technical Instructions for more details.

For use with the Espire Pro and Hybrid, as well as other terminal devices.



Part Number	Description
1 CP-TPK-01	Touch Pad with Cable for use with the Espire Elbow
1a CP-TP-01	Single Touch Pad
1b CP-TPC	Touch Pad Cable for Espire Elbow Pro and Hybrid
1c CP-TPC400	400 mm (15 1/2") Touch Pad Cable with 3-pin terminal to cable
CP-TPC800	800 mm (31") Touch Pad Cable with 3-pin terminal to cable

Linear Transducer



The Linear Transducer provides proportional servo control to a prosthetic elbow or terminal device. It consists of a linear potentiometer in a small housing with an attached 200mm (8") Bowden sheath. A Spectra cord (approx 584mm/23") exits the sheath and is supplied with a 1" plastic hanger for attaching to the harness. Pulling the cord changes the resistance of the potentiometer, thus changing the speed and position of the device.

For more information on mounting the Linear Transducer, please refer to the Technical Manual which can be found on www.steepergroup.com

Part Number	Description
CP-LT-01	Linear Transducer for use with the Espire Pro and Hybrid
CP-LT-02	Linear Transducer with 3 pin terminal to cable



Myoelectrodes

The Steeper Myoelectrode offers state-of-the-art electronics for outstanding capture and amplification from signals as low as 10µV. Bio-compatible titanium skin contacts provide superior conductivity. Suitable for either child or adult arm systems.

Please see the Electrode Technical Manual on how to install and adjust the gain on the electrodes.



Note: Check local power supply frequency. A map is available at www.steepergroup.com

Part Number	Description	Region*	Power Supply
1	ELEC50 Myoelectric 50Hz	UK, EU	5-19V DC
1a	ELEC60 Myoelectric 60Hz	US, Canada, KSA	5-19V DC

*For all regions please see www.steepergroup.com for regional map.



Electrode & Seal-In Kit

The Seal-In Kit is designed for use with the supplied high performance ELEC50/ELEC60 Electrode.

The mounting method stabilises the electrode within the inner socket and allows a sealing gasket to maintain an airtight seal. This allows practical applications in suction sockets, providing excellent socket retention and maintenance of fit. The seal also helps to prevent moisture ingress from the inner socket. Each kit consists of the electrode of choice, and the necessary formers to manufacture in laminate, thermoplastic or silicone.

Note: Check local power supply frequency. A map is available at www.steepergroup.com

Part Number	Description	Region*	Power Supply
ELSK50	Seal-In Kit plus Myoelectric 50Hz - Includes 50Hz Electrode	UK, EU	5-19V DC
ELSK60	Seal-In Kit plus Myoelectric 60Hz - Includes 60Hz Electrode	US, Canada, KSA	5-19V DC

*For all regions please see www.steepergroup.com for regional map.



Seal-In Kit



The Seal-In Kit is designed for use with the high performance ELEC50/ELEC60 Electrode.

The mounting method stabilises the electrode within the inner socket and allows a sealing gasket to maintain an airtight seal. This allows practical applications in suction sockets, providing excellent socket retention and maintenance of fit. The seal also helps to prevent moisture ingress from the inner socket. Each kit consists of the necessary formers to manufacture in laminate, thermoplastic or silicone.

Part Number	Description
ELSK	Seal-In Kit


Myoelectrode Cables

To allow connection between ELEC50/ELEC60 Electrodes and the myoelectric wrist units with a variety of connection options.



Part Number	Description	Length
2	ECA-300 Electrode Cable 3-pin terminal to cable	300mm (11 3/4")
	ECA-600 Electrode Cable 3-pin terminal to cable	600mm (23 5/8")
	ECA-1000 Electrode Cable 3-pin terminal to cable	1000mm (39 3/8")
2a	CBBHA72 Connector Block Cable for Lithium Polymer Battery Receptacle BHA72. Allows connection of one or two electrode cables and power supply to myoelectric hands with friction or threaded wrist.	277mm (11")
3	EE-CP-DC Espire DC Cased Electrode Cable	607mm (24")
	EE-OB-DC Espire Ottobock DC Cased Electrode Cable (not pictured)	607mm (24")

Myoelectrode Spare Parts



Part Number	Description
4	ELECSP Electrode Forming Kit
4a	B31058 Electrode Suspension Legs
4b	B30819 Electrode Cable Retaining Plug

Silicone Grease

Dc4 Electrical Compound Grease for installation of the electrode cable block.



Part Number	Description
NLU0010	Silicone Grease

S-Charge System

The S-Charge System is a user friendly internal battery system with an OLED Display and a magnetic charger, which can all be installed into a prosthesis. This allows the user to easily activate, deactivate, and charge their prosthesis whilst confidently monitoring the power status through the display of real-time battery life icons.

The 3500S Battery Pack provides up to 3500mAh to a terminal device, making it one of the most powerful battery systems on the market.

For training and more details visit www.upskillbysteep.com

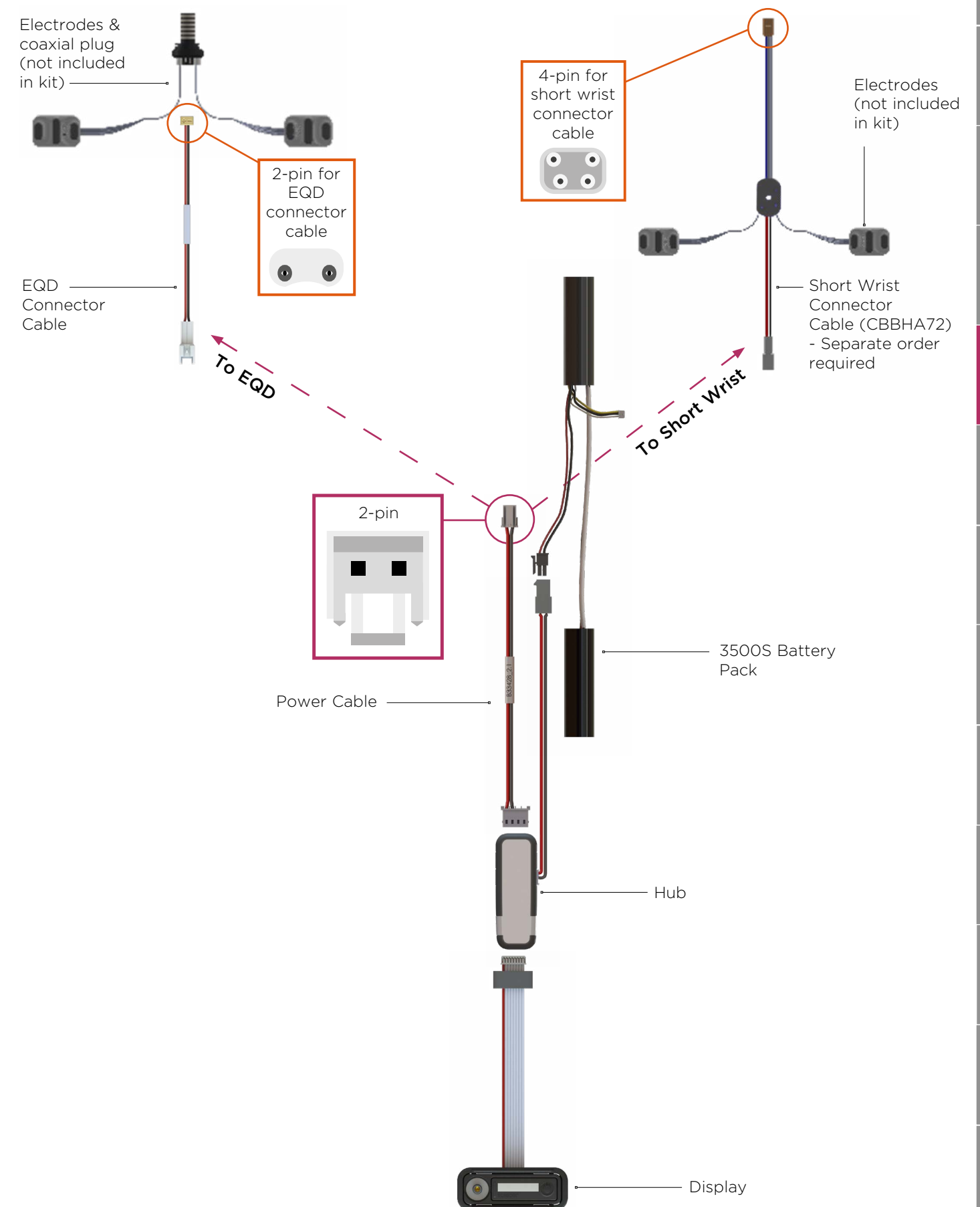


Features and Benefits

- High capacity 3500mAh Battery Pack
- Fully charged within 5 hours
- Easy-release magnetic charger
- Flexible configuration as the Hub can be placed anywhere in the forearm
- Simple one-button operation to activate and check battery status
- Low profile battery pack which can be easily housed within a forearm
- Compatible with upper limb products from other manufacturers with an equivalent power rating (8.4V at full battery charge, 7.0V at low battery cut off, 2.5A peak current).



Sample Set-up



S-Charge System Kit

The SC3500 kit contains all of the parts listed below in the following quantities. Spare parts can also be ordered, including the 3500S Battery Pack, Hub Kit and Display Kit.




Part Number	Description
SC3500	S-Charge System - Includes items listed in table below. Spare parts can also be ordered.

	Description	Quantity	Dimensions
1	3500S Battery Pack	1	67mm x 40mm x 22mm (not inc. cables)
2	Hub	1	58mm x 20mm x 10mm
3	Display	1	50mm x 20mm x 7mm
4	Magnetic wall charger	1	N/A
5	Mounting frames	3	50mm x 20mm x 7mm
	Power connector cable	1	120mm
	EQD connector cable	1	100mm
	Lamination dummy pair	1 pair	72mm x 48mm x 24mm
	Foam gaskets	3	N/A
	Alignment stickers	2	50mm x 20mm x 7mm

Part Number	Spare Part	Description
SCBP3500	3500S Battery Pack	Battery Pack (1), lamination dummy (1)
SCHUB	S-Charge Hub Kit	Hub (1), power connector cable (1), EQD connector cable (1)
SCDIS	S-Charge Display Kit	Display (1), mounting frames (3), mounting frame gaskets (3) and alignment stickers (2)
SWC2200	S-Charge Wall Charger	Wall charger including mains adapters (UK, US, EU, AUS) (1)
SCDKIT	S-Charge Dummy Kit	3500S lamination dummy (1), hub dummy (1), display dummy (1), alignment stickers (2)
SCLAM	3500S Battery Pack Lamination Dummy	Lamination dummy* (1)
SCMFKIT	S-Charge Mounting Frame Kit	Mounting frames (3), mounting frame gaskets (3), alignment stickers (2)
B33736	Extended EQD Connector Cable	500mm length EQD connector cable

3500S Battery Pack Kit

The 3500S has been developed to employ the latest advances in battery technology. This battery pack can provide up to 3500mAh to a terminal device, making it one of the most powerful battery systems on the market. The pack is fully charged within 5 hours via the BBCBI battery charger (to be ordered separately), and easily turned on and off using the Switch.



Part Number	Description	Capacity	Battery Dimensions (not inc. cables)	Weight
1	3500BP 7.2V 3500S Battery Kit with Switch & Lamination Dummy	3500mAh	67 x 20 x 22 mm	106g
1a	LIBCH Lithium Battery Charger - Mains powered with UK/EU/US/AU adapters			

Part Number	Spare Part	Description
1b	3500SW	Switch and Charging Port Replacement switch kit for use with the 3500S Battery Pack

Myoelectric Power and Inputs - Lithium Polymer Battery



Lithium Polymer Battery

The BLPA72 Lithium Polymer Battery is designed to power the Steeper range of myoelectric hands, which may also be suitable for use with products from other manufacturers. One fully charged battery provides 800mAh of power to a myoelectric hand for prostheses users.

Alongside the use of the Battery Receptacle BHQDA72, the BLPA72 Battery can be connected to the Quick Disconnect Wrist, or the Connector Block Cable CBBHA72 (page 49).

Part Number	Description	Capacity	Dimensions	Weight
BLPA72	7.2V Lithium Polymer Battery	800mAh	66 x 32 x 17 mm (2 5/8" x 1 1/4" x 5/8")	44g (1 1/2 oz)



Battery Receptacles

Forearm-mounted Battery Receptacles are supplied in kit with all necessary formers.

Note: BHQDA72 is suitable for connection to the Quick Disconnect Wrist connection. BHA72 is suitable for connection to Connector Block Cable CBBHA72 (p.49).

Part Number	Description	Compatible Battery
1	BHQDA72 Lithium Polymer Battery Receptacle with 2-Pin Output	BLPA72
1a	BHA72 Lithium Polymer Battery Receptacle with Locking Connector	BLPA72
1b	BHA72SP Lamination Dummy	N/A



Desktop Battery Charger

Battery charger for the BLPA72 Lithium Polymer Battery.

Part Number	Description	Region
LPDC01	Lithium Polymer Battery Desktop Charger - Mains powered with UK/EU/US/AU adapters	World



Experts in Design and Manufacturing

Research and Development

From the initial concept and design process, through to the production of the final device, the Steeper Research and Development Team work with clinicians and prosthesis users to ensure the Steeper product range is beneficial to patients on a global scale.



Cable Operated and Spring Hands

Our range of cable operated and spring hands provide functional benefits with improved cosmetic appearance. The adult and teenage range is manufactured from high strength aerospace alloy, housed inside a flexible PVC shell and operated by body-powered cable control or manual operation.

Provisions are made for multiple wrist and cable connection options. These hands are compatible with our range of full length silicone and PVC cosmetic gloves.

In addition, we offer two children's sizes which are constructed from rugged plastic mouldings to withstand the demands of a growing child.

Technical Information: Cable Operated and Spring Hands

Size	Width at Knuckles	Cable Pull	Max Opening	Weight	Base to Thumb Tip
6 ¾	63mm (2 ½")	60mm (2 ¾")	58mm (2 ¼")	224g (8oz)	108mm (4 ¼")
7 ¼	70mm (2 ¾")	40mm (1 ⅝")	90mm (3 ½")	331g (12oz)	133mm (5 ¼")
7 ¾	82mm (3 ¼")	40mm (1 ⅝")	90mm (3 ½")	342g (12oz)	133mm (5 ¼")
8 ¼	87mm (3 ½")	42mm (1 ⅝")	95mm (3 ¾")	357g (13oz)	137mm (5 ⅜")



Cable Operated Hand - Front Pull Voluntary Opening

This Cable Operated hand utilises high-strength aerospace alloy inside a flexible hand shell. This front pull, voluntary opening prosthetic hand is compatible with our range of full-length Elegance cosmetic gloves.

Note: See page 116 for full details on ordering the Elegance glove range.

Note: A full range of hand connection plates are available for the plain base Spring and Cable Operated Hands, featured on pages 137 - 145.

Part Number			Size	Left/Right	Application	Wrist Unit Option	Male Glove Number	Female Glove Number
Plain Base	M12 x 1.5 Stem	½ x 20 TPI Stem						
MHA675LF	MHA675LFEU	MHA675LFNA	6 ¾	Left	Child (8 -12 yrs)	45mm (1 ¾")	310	310
MHA675RF	MHA675RFEU	MHA675RFNA	6 ¾	Right	Child (8 -12 yrs)	45mm (1 ¾")	311	311
MHA725LF	MHA725LFEU	MHA725LFNA	7 ¼	Left	Adolescent/Adult	50mm (2")	306	304
MHA725RF	MHA725RFEU	MHA725RFNA	7 ¼	Right	Adolescent/Adult	50mm (2")	307	305
MHA775LF	MHA775LFEU	MHA775LFNA	7 ¾	Left	Adult	54mm (2 ⅞")	302	312
MHA775RF	MHA775RFEU	MHA775RFNA	7 ¾	Right	Adult	54mm (2 ⅞")	303	313
MHA825LF	MHA825LFEU	MHA825LFNA	8 ¼	Left	Adult	54mm (2 ⅞")	300	N/A
MHA825RF	MHA825RFEU	MHA825RFNA	8 ¼	Right	Adult	54mm (2 ⅞")	301	N/A



Plain Base



Threaded Stem



Cable Operated Hand - Back Pull Voluntary Opening

Cable operated prosthetic hand, utilising high-strength aerospace alloy inside a flexible hand shell. This back pull, voluntary opening prosthetic hand is compatible with our range of full-length Elegance cosmetic gloves.

Note: See page 116 for full details on ordering the Elegance glove range.

Note: A full range of hand connection plates are available for the plain base Spring and Cable Operated Hands, featured on pages 137-145.


Part Number			Size	Left/Right	Application	Wrist Unit Option	Male Glove Number	Female Glove Number
Plain Base	M12 x 1.5 Stem	½ x 20 TPI Stem						
MHA675LB	MHA675LBEU	MHA675LBNA	6 ¾	Left	Child (8 -12 yrs)	45mm (1 ¾")	310	310
MHA675RB	MHA675RBEU	MHA675RBNA	6 ¾	Right	Child (8 -12 yrs)	45mm (1 ¾")	311	311
MHA725LB	MHA725LBEU	MHA725LBNA	7 ¼	Left	Adolescent/Adult	50mm (2")	306	304
MHA725RB	MHA725RBEU	MHA725RBNA	7 ¼	Right	Adolescent/Adult	50mm (2")	307	305
MHA775LB	MHA775LBEU	MHA775LBNA	7 ¾	Left	Adult	54mm (2 ⅞")	302	312
MHA775RB	MHA775RBEU	MHA775RBNA	7 ¾	Right	Adult	54mm (2 ⅞")	303	313
MHA825LB	MHA825LBEU	MHA825LBNA	8 ¼	Left	Adult	54mm (2 ⅞")	300	N/A
MHA825RB	MHA825RBEU	MHA825RBNA	8 ¼	Right	Adult	54mm (2 ⅞")	301	N/A



Plain Base



Threaded Stem




Spring Operated Hand

Our range of Spring Operated Hands provide functional benefits with improved cosmetic appearance. The range is manufactured from high-strength aerospace alloy, housed inside a PVC hand shell and operated by body-powered cable control or manual operation. These hands are compatible with our range of full-length Elegance™ cosmetic gloves.

Note: See page 116 for full details on ordering the Elegance glove range.

Note: A full range of hand connection plates are available for the plain base Spring and Cable Operated Hands, featured on pages 137-145.

Part Number			Size	Left/Right	Application	Wrist Unit Option	Male Glove Number	Female Glove Number
Plain Base	M12 x 1.5 Stem	½ x 20 TPI Stem						
SPA675L	SPA675LEU	SPA675LNA	6 ¾	Left	Child (8 -12 yrs)	45mm (1 ¾")	310	310
SPA675R	SPA675REU	SPA675RNA	6 ¾	Right	Child (8 -12 yrs)	45mm (1 ¾")	311	311
SPA725L	SPA725LEU	SPA725LNA	7 ¼	Left	Adolescent /Adult	50mm (2")	306	304
SPA725R	SPA725REU	SPA725RNA	7 ¼	Right	Adolescent /Adult	50mm (2")	307	305
SPA775L	SPA775LEU	SPA775LNA	7 ¾	Left	Adult	54mm (2 ⅛")	302	312
SPA775R	SPA775REU	SPA775RNA	7 ¾	Right	Adult	54mm (2 ⅛")	303	313
SPA825L	SPA825LEU	SPA825LNA	8 ¼	Left	Adult	54mm (2 ⅛")	300	N/A
SPA825R	SPA825REU	SPA825RNA	8 ¼	Right	Adult	54mm (2 ⅛")	301	N/A




Cable, Spring Operated and Myoelectric Hand Shell

Durable PVC hand shell for use with Steeper Cable, Spring Operated and Myo Select and Myo Junior prosthetic hands. For information about Myo Kinisi hand shells please see page 25.

These hand shells are suitable for use with our range of full-length Elegance cosmetic gloves.

Note: See page 116 for full details on ordering the Elegance Glove range.

Part Number (includes Retention Ring)			Size	Left/Right
Front Pull	Back Pull	Spring Operated and Myoelectric		
IHA675LF	IHA675LB	IHA675L	6 ¾	Left
IHA675RF	IHA675RB	IHA675R	6 ¾	Right
IHA725LF	IHA725LB	IHA725L	7 ¼	Left
IHA725RF	IHA725RB	IHA725R	7 ¼	Right
IHA775LF	IHA775LB	IHA775L	7 ¾	Left
IHA775RF	IHA775RB	IHA775R	7 ¾	Right
IHA825LF	IHA825LB	IHA825L	8 ¼	Left
IHA825RF	IHA825RB	IHA825R	8 ¼	Right



Hand Shell Retention Ring

Spare part for Steeper mechanical and myoelectric hands. Not suitable for the Myo Kinisi. For more information about Myo Kinisi retention rings, please see page 25.

Part Number	Size	Left/Right	Diameter	Description
B25330	6 ¾	Left or Right	46mm (1 ¾")	For EQD Hands
B25320	6 ¾	Left or Right	46mm (1 ¾")	For Friction Wrist Hands
B25321	7 ¼	Left or Right	49mm (2")	All Wrist Variants
B25322	7 ¾	Left or Right	53mm (2 ⅛")	All Wrist Variants
B25323	8 ¼	Left or Right	58mm (2 ¼")	All Wrist Variants

Cable Operated and Spring Hands - Spare Parts



Hand Plate Screws

Spare screws to attach a hand plate.

Part Number	Compatible Hand Size	Left/Right
NSC0366	6 ¾, 7 ¼, 7 ¾, 8 ¼	Left or Right



Cable Outer

Spare cable outer for protecting the operating cable during use.

Part Number	Compatible Hand Size	Left/Right
B25140	6 ¾, 7 ¼, 7 ¾, 8 ¼	Left or Right



Terminal Connections Kit

Part Number	Compatible Hand Size	Left/Right
E25142	6 ¾, 7 ¼, 7 ¾, 8 ¼	Left or Right



Operating Cable


Part Number	Compatible Hand Size	Left/Right
B10734	6 ¾, 7 ¼, 7 ¾, 8 ¼	Left or Right

Cable Operated and Spring Hands - Spare Parts



Cable Pulley

Part Number	Description
B07322	For looping control cable



Spring

Spare spring component for Cable Operated hands.

Part Number	Compatible Hand Size	Left/Right
B25161	6 ¾	Left or Right
B25115	7 ¼, 7 ¾, 8 ¼	Left or Right



Cam

Replacement cam for Cable Operated hands.

Part Number	Compatible Hand Size	Left/Right
B26320	6 ¾	Left
B26321	6 ¾	Right
B26322	7 ¼, 7 ¾, 8 ¼	Left
B26323	7 ¼, 7 ¾, 8 ¼	Right




Spring

Spare for Spring Operated Hands.


Part Number	Compatible Hand Size	Left/Right
E26115	6 ¾	Left or Right
E26114	7 ¼, 7 ¾, 8 ¼	Left or Right

Finger and Thumb Assemblies

Replacement finger and thumb assemblies for Steeper Cable and Spring Operated Hands, manufactured using high grade aluminium alloy. Assembly instructions can be found in the Mechanical Hand Technical Information on www.steepergroup.com.



Part Number						Size	Left/Right
Finger Assembly Cable Operated Hand	Finger Assembly Spring Operated Hand	Thumb Assembly Cable Operated Hand	Thumb Assembly Spring Operated Hand				
1	B30516	B26306	1a B30818	B26123	6 ¾	Left	
	B30515	B26304	B30817	B26124	6 ¾	Right	
	B30518	B26310	B30823	B26107	7 ¼, 7 ¾	Left	
	B30517	B26308	B30822	B26108	7 ¼, 7 ¾	Right	
	B30520	B26314	B30825	B26109	8 ¼	Left	
	B30519	B26312	B30824	B26110	8 ¼	Right	



Finger Palp Kit

Spare finger palps (tips) for use with Steeper Finger and Thumb Assemblies for Spring and Cable Operated hands.

Part Number (2 x Finger, 1 x Thumb)	Compatible Hand Size	Left/Right
E26325	6 ¾	Left or Right
E26326	7 ¼, 7 ¾	Left or Right
E26327	8 ¼	Left or Right

Technical Information: Child Cable Operated and Spring Hand

Size	Width at Knuckles	Cable Pull	Max Opening	Weight	Base to Thumb Tip
5 ½	50mm (2")	29mm (1 ⅛")	44mm (1 ¾")	84g (3oz)	76mm (3")
6	57mm (2 ¼")	25mm (1")	50mm (2")	130g (4 ½oz)	102mm (4")



Child Cable Operated Hand Front Pull - Voluntary Opening

Child's Cable Operated Hand, with a front pull and voluntary opening. These hands are constructed using rugged plastic mouldings to withstand the demands of a growing child, with functional benefits and an improved cosmetic appearance.

Note: Round fixed B05441 wrist (45mm) is not compatible with **size 6** hands. Recommended use is with friction housing (p.143) and hand plate (p.143).

Part Number	Size	UK Size	Left/Right	Application	Wrist
B08361	5 ½	2" x 3"	Left	Child 2-5 years	40mm (1 ½")
B08360	5 ½	2" x 3"	Right	Child 2-5 years	40mm (1 ½")
C07331	6	2 ¼" x 4"	Left	Child 5-8 years	45mm (1 ¾")
C07330	6	2 ¼" x 4"	Right	Child 5-8 years	45mm (1 ¾")



Child Cable Operated Hand Back Pull - Voluntary Opening

Child's Cable Operated Hand, with a back pull and voluntary opening. These hands are constructed using rugged plastic mouldings to withstand the demands of a growing child, with functional benefits and an improved cosmetic appearance.

Note: Round fixed B05441 wrist (45mm) is not compatible with **size 6** hands. Recommended use is with friction housing (p.143) and hand plate (p.143).

Part Number	Size	UK Size	Left/Right	Application	Wrist
B08363	5 ½	2" x 3"	Left	Child 2-5 years	40mm (1 ½")
B08362	5 ½	2" x 3"	Right	Child 2-5 years	40mm (1 ½")
C07931	6	2 ¼" x 4"	Left	Child 5-8 years	45mm (1 ¾")
C07932	6	2 ¼" x 4"	Right	Child 5-8 years	45mm (1 ¾")

Cable Operated and Spring Hands - Child Hand



Child Spring Hand

Child's manually operated Spring Hand with voluntary opening. These hands are constructed using rugged plastic mouldings to withstand the demands of a growing child, with functional benefits and an improved cosmetic appearance.

Note: Round fixed B05441 wrist (45mm) is not compatible with **size 6** hands. Recommended use is with friction housing (p.143) and hand plate (p.143).

Part Number	Size	UK Size	Left/Right	Application	Wrist
SP592L	5 ½	2" x 3"	Left	Child 2-5 years	40mm (1 ½")
SP592R	5 ½	2" x 3"	Right	Child 2-5 years	40mm (1 ½")
SP589L	6	2 ¼" x 4"	Left	Child 5-8 years	45mm (1 ¾")
SP589R	6	2 ¼" x 4"	Right	Child 5-8 years	45mm (1 ¾")



Spare Parts Operating Cable

Spare front pull operating cable cord for Child Cable Operated Hands.

Part Number	Hand Size	UK Size
B07365	5 ½, 6	2", 2 ¼"



Here to Help

Customer Services Team

Our friendly customer services team are on hand to assist with your queries, from order placement, product queries or further assistance, the Steeper Customer Services Team are available via telephone or email to handle your enquiry.

The team can also request one of our clinical Product Managers to contact you should you need clinical assistance.

Contact the team via customerservices@steepergroup.com or sales@steeperusa.com



A wide range of functional devices are available to enable those using body-powered controls to perform work or recreational tasks. The most common device is the split hook, allowing fine control and manipulation of everyday items.

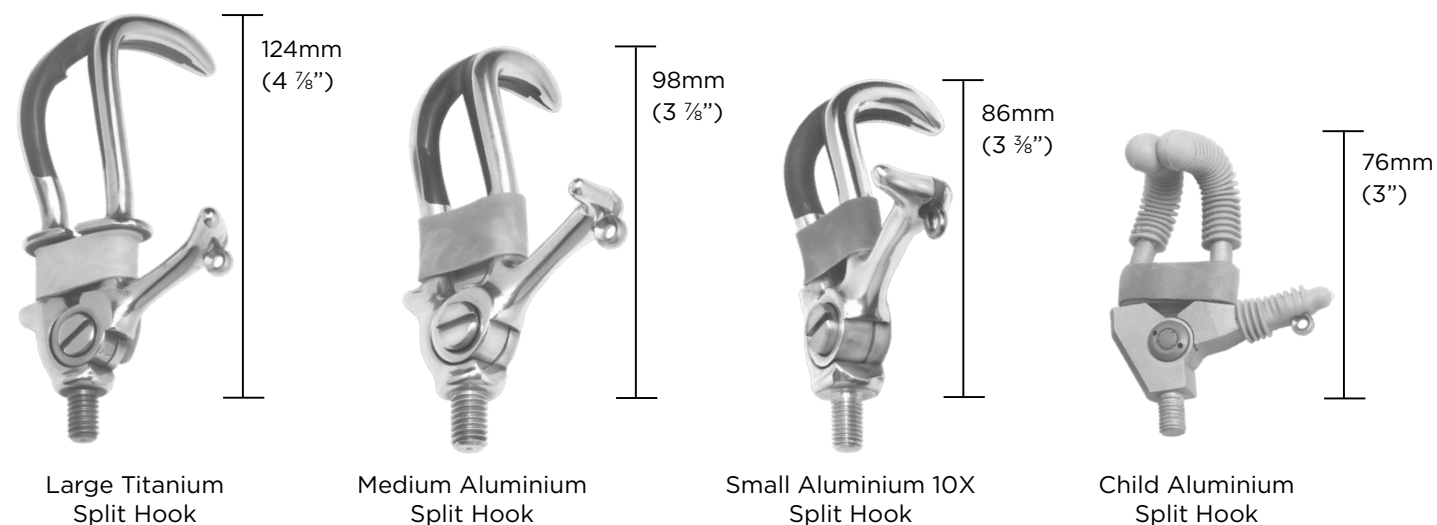
Additional functional devices have been designed in order to tackle specialised tasks such as occupational, gardening and sporting pursuits. Depending on the operation required, these are either actively or passively controlled.

- Upper Limb Prosthetics
- Ordering Information
- Myoelectric Hands
- Myoelectric Elbows
- Myoelectric Power & Inputs
- Cable Operated & Spring Hands
- Functional Devices
- Cosmetic Hands & Gloves
- Modular Arm Systems
- Wrist Units
- Mech. Elbow Units & Joints
- Suspension & Control Systems
- Materials & Tools

- Upper Limb Prosthetics
- Ordering Information
- Myoelectric Hands
- Myoelectric Elbows
- Myoelectric Power & Inputs
- Cable Operated & Spring Hands
- Functional Devices
- Cosmetic Hands & Gloves
- Modular Arm Systems
- Wrist Units
- Mech. Elbow Units & Joints
- Suspension & Control Systems
- Materials & Tools

Split Hooks Technical Information - Hook lengths

Split hook length is measured from the top of the fingers to the base of the hook. This measurement does not include the threaded Stem.



- Note:**
- Adult hooks are supplied with standard UK operating cord connection ring.
 - For hooks with bonded jaw linings a repair service is available. Order by adding **EX** to part number e.g. NHD0003EX. Contact your local supplier for return details.
 - A full range of adapter plates are available. Please see page 138.



Large Split Hook

Body-powered split hooks for precise object handling, and canted grip surfaces for dexterity. The large is available in three materials - titanium, stainless steel or aluminium - and selection is based on the user's strength and weight requirements. Grip force capability is regulated by adding or removing the supplied rubber bands.

Titanium (5XTi)					
Part Number	Description	Left/Right	Thread	Weight	Material
NHD0003T	Large Split Hook	Left	3/8" BSW	120g (4 1/8 oz)	Titanium
NHD0004T	Large Split Hook	Right	3/8" BSW	120g (4 1/8 oz)	Titanium
Stainless Steel (5X)					
Part Number	Description	Left/Right	Thread	Weight	Material
NHD0003	Large Split Hook	Left	3/8" BSW	209g (7 3/8 oz)	Stainless Steel
NHD0004	Large Split Hook	Right	3/8" BSW	209g (7 3/8 oz)	Stainless Steel
Aluminium (5XA)					
Part Number	Description	Left/Right	Thread	Weight	Material
NHD0001	Large Split Hook	Left	3/8" BSW	92g (3 1/8 oz)	Aluminium
NHD0002	Large Split Hook	Right	3/8" BSW	92g (3 1/8 oz)	Aluminium

Medium Split Hook



Body-powered, medium split hook for precise object handling, constructed using durable aluminium and features canted grip surfaces for dexterity. Grip force capability is regulated by adding or removing the supplied rubber bands.

Part Number	Description	Left/Right	Thread	Weight
NHD005	Medium Aluminium Split Hook	Left	5/16" BSF	85g (3oz)
NHD006	Medium Aluminium Split Hook	Right	5/16" BSF	85g (3oz)



Small Split Hook

Body-powered, small split hook for precise object handling, constructed using durable aluminium and features canted grip surfaces for dexterity. Grip force capability is regulated by adding or removing the supplied rubber bands.

Part Number	Description	Left/Right	Thread	Weight
NHD0007	Small Aluminium Split Hook	Left	5/16" BSF	68.5g (2 1/8 oz)
NHD0008	Small Aluminium Split Hook	Right	5/16" BSF	68.5g (2 1/8 oz)



Child's Split Hook

Small split hook with full round polymer covers for efficient handling of objects. Constructed using durable aluminium, and grip force capability is regulated by adding or removing the supplied rubber bands.

Part Number	Description	Left/Right	Thread	Weight
B05157	Child's Aluminium Split Hook	Left	5/16" BSF	56g (2 oz)
B05158	Child's Aluminium Split Hook	Right	5/16" BSF	56g (2 oz)

Functional Devices - Split Hooks and Spare Parts

Jaw Covers for Child's Split Hook (B05157 & B05158)

Replacement polymer covers for the child's split hook.



Part Number	Description	Supplied
1 B19464	Half Round Jaw Cover	Each
1a B19572	Full Round Jaw Cover	Each



Rubber Bands

Spare rubber bands and rubber rings for altering the tension of split hook functionality, thereby adjusting the grip force capability.

Part Number	Description	Supplied
B11470	Rubber Bands	Pack of Ten



Rubber Tube Lining

A protective cover which can be added to split hooks to provide a more compliant grip. Can be cut to size.

Part Number	Description	Supplied
NRB0050	½" Rubber Tube Lining	Per Metre

Note: A full range of adapter plates are available. Please see page 138. Thread locking compound must be used when assembling adapters to functional devices.

Functional Devices - Active Functional Devices

Body-Powered Gripper

Curved jaws allow spherical and cylindrical objects to be held firmly. Two levels of grip can be selected by simple user control. Hard tips for fine control.

Hand connection plates available separately, please see page 137.



Part Number	Description	Left/Right	Base	Length	Weight
1 D11377	Body-Powered Gripper - Adult	Left	2 ½" Diameter	140mm (5 ½")	200g (7 oz)
D11378	Body-Powered Gripper - Adult	Right	2 ½" Diameter	140mm (5 ½")	200g (7 oz)
2 E17996	Replacement Jaw Lining	Left	N/A	N/A	N/A
E17997	Replacement Jaw Lining	Right	N/A	N/A	N/A



Universal Tool Holder

Designed for a stable grip on tools, bars, rods and tubes. Jaws may be manually locked on to an object allowing the user to relax tension on the operating system.

Part Number	Description	Left/Right	Thread	Length	Weight
DO0175	Universal Tool Holder - Adult	Left or Right	¾" BSW	145mm (5 ¾")	347g (12 ¼ oz)



Light Tool Holder

An adjustable clamp with two jaws for gripping around handled tools. The head may be set at various angles and jaws tightened by means of a wing nut.

Part Number	Description	Left/Right	Thread	Length	Weight
B05191	Light Tool Holder - Adult	Left or Right	¾" BSW	130mm (5 ⅛")	250g (9 oz)



Spade Grip

Suitable for use with gardening or sports equipment. Provides a full range of unrestricted wrist movement.

Part Number	Description	Left/Right	Thread	Length	Weight
C07077	Spade Grip - Adult	Left or Right	3/8" BSW	147mm (5 3/4")	362g (12 1/2 oz)



Quick Grip Pliers

Provided with serrated jaws for a firm grip on small items such as nails, screws, nuts, bolts. Two different shaped apertures enabling hand tools with different diameter handles to be used. These pliers may be locked manually, allowing the user to relax tension on the operating system. The moving jaw also has a shaped section for pushing or holding against a bench.

Part Number	Description	Left/Right	Thread	Length	Weight
B18220	Quick Grip Pliers - Adult	Left	3/8" BSW	150mm (6")	296g (10 1/2 oz)
B05218	Quick Grip Pliers - Adult	Right	3/8" BSW	150mm (6")	296g (10 1/2 oz)
B09185	Replacement Spring	Left or Right	N/A	N/A	N/A



Long Nose Pliers

Provided with tapered jaws for precise work and two different sized apertures for gripping. Jaws may be locked with a thumb screw.

Part Number	Description	Left/Right	Thread	Length	Weight
D00172	Long Nose Pliers - Adult	Left or Right	3/8" BSW	120mm (4 3/4")	255g (9 oz)

Note: A full range of adapter plates are available. Please see page 138. Thread locking compound must be used when assembling adapters to functional devices.



Walking Stick Holder

The walking stick holder is connected to the prosthesis with an angled tube. Supplied with 2 1/8" adapter plate. Walking stick not included.

Part Number	Description	Left/Right	Thread	Length	Weight
B05640	Walking Stick Holder - Adult	Left or Right	3/8" BSW	180mm (7 1/8")	146g (5 oz)



Plain Hook

For use in manual handling and lifting applications.

Part Number	Description	Left/Right	Thread	Length	Weight
B05138	Plain Hook - Adult Short	Left or Right	3/8" BSW	148mm (6")	109g (3 7/8 oz)
B05140	Plain Hook - Adult Long	Left or Right	3/8" BSW	312mm (12 1/4")	198g (7 oz)



'C' Hook

A multi-purpose hook for use with gardening and farming tools (e.g. broom, shovel, fork, wheelbarrow) where pushing and pulling are required. The head can swivel and flex, providing a more adaptive device. The plain 'C' Hook retains functional head shape but is attached to the stem in a fixed position.

Part Number	Description	Left/Right	Thread	Length	Weight
B00551	'C' Hook - Adult	Left or Right	3/8" BSW	141mm (5 1/2")	190g (6 1/2 oz)
B00770	Plain 'C' Hook - Adult	Left or Right	3/8" BSW	152mm (6")	132g (4 1/2 oz)

Note: A full range of adapter plates are available. Please see page 138. Thread locking compound must be used when assembling adapters to functional devices.



Potato Holder

Allows items such as vegetables, fish, bread and meat etc, to be held securely during food preparation, while leaving the sound hand free to peel or cut.

Part Number	Description	Left/Right	Thread	Length	Weight
B00538	Potato Holder - Adult	Left or Right	3/8" BSW	130mm (5 1/8")	100g (3 1/2 oz)



Vegetable Peeler

Sharp cutting edge allows for easy peeling of fruit or vegetables.

Part Number	Description	Left/Right	Thread	Length	Weight
B11476	Vegetable Peeler - Adult	Left or Right	3/8" BSW	125mm (5")	16g (1/2 oz)





Table Fork

Large standard fork manufactured using stainless steel.

Part Number	Description	Left/Right	Thread	Length	Weight
1 B05355	Table Fork - Adult	Left or Right	3/8" BSW	166mm (6 1/2")	42g (1 1/2 oz)
1a NGO3F83L	Angled Table Fork - Adult	Left	3/8" BSW	170mm (6 3/4")	64g (2 1/4 oz)
NGO3F83R	Angled Table Fork - Adult	Right	3/8" BSW	170mm (6 3/4")	64g (2 1/4 oz)



Table Knife

Large standard knife manufactured using stainless steel.

Part Number	Description	Left/Right	Thread	Length	Weight
2 B05354	Table Knife - Adult	Left or Right	3/8" BSW	173mm (7")	48g (1 1/2 oz)
2a NGO3F81	Steak Knife - Adult	Left or Right	3/8" BSW	130mm (5 1/8")	40g (1 1/2 oz)



Table Spoon

Large standard spoon manufactured using stainless steel.

Part Number	Description	Left/Right	Thread	Length	Weight
3 B05356	Table Spoon - Adult	Left or Right	3/8" BSW	140mm (5 1/2")	42g (1 1/2 oz)
3a NGO3F82L	Angled Table Spoon - Adult	Left	3/8" BSW	175mm (6 7/8")	82g (3 oz)
NGO3F82R	Angled Table Spoon - Adult	Right	3/8" BSW	175mm (6 7/8")	82g (3 oz)

Note: A full range of adapter plates are available. Please see page 138. Thread locking compound must be used when assembling adapters to functional devices.

Note: A full range of adapter plates are available. Please see page 138. Thread locking compound must be used when assembling adapters to functional devices.



Fishing Rod Holder

Used to support a fishing rod, allowing the sound hand freedom to control the reel.

Part Number	Description	Left/Right	Thread	Length	Weight
B05882	Fishing Rod Holder	Left or Right	3/8" BSW	155mm (6")	143g (5 oz)



Typing Appliance

Supplied with an angled head and rubber tip for operation of a computer keyboard.

Part Number	Description	Left/Right	Thread	Length	Weight
B05362	Typing Appliance - Adult	Left or Right	3/8" BSW	115mm (4 1/2")	48g (1 1/2 oz)
B05481	Replacement Rubber Tip	N/A	N/A	N/A	N/A



Cue Rest

Designed to support the cue, this device has a rotating head to provide a stable base and three different cueing heights.

Part Number	Description	Left/Right	Thread	Length	Weight
B07318	Cue Rest - Adult	Left or Right	3/8" BSW	174mm (7")	56g (2 oz)

Note: A full range of adapter plates are available. Please see page 138.
Thread locking compound must be used when assembling adapters to functional devices.



Thread Conversion Adapter

Can be applied to convert external UK thread to US or EU thread, available in three sizes.

Part Number	Description	Supplied
B06005	Conversion Sleeve - External Thread 1/2" UNF x 20 TPI, Internal Thread 3/8" BSW To convert UK External Thread to US External Thread	Each
B21871	Conversion Sleeve - External Thread M12 x 1.5mm, Internal Thread 3/8" BSW To convert UK External Thread to European External Thread	Each
B23372	Conversion Sleeve - External Thread 1/2" UNF x 20 TPI, Internal Thread 5/16" BSF To convert Child UK External Thread to US External Thread	Each



Extension Bar

An extension piece which may be used to increase length between two prosthetic components.

Part Number	Description	Left/Right	Thread	Weight
B00445	Extension Bar 3" - Adult	N/A	3/8" BSW External and Internal	71g (2 1/2 oz)
B00446	Extension Bar 4" - Adult	N/A	3/8" BSW External and Internal	96g (3 1/2 oz)


Note: A full range of adapter plates are available. Please see page 138.
Thread locking compound must be used when assembling adapters to functional devices.



Nail Brush Holder

This stainless steel adapter has two drilled holes for attachment to the object of a user's choice, e.g. nail brush, wire brush, files, paint roller etc. Supplied as shown.

Part Number	Description	Left/Right	Thread	Length	Weight
B05353	Nail Brush Holder - Adult	Left or Right	3/8" BSW	114mm (4 1/2")	54g (2 oz)



Telescopic Dressing Stick

Extendible device designed to facilitate buttoning and unzipping using either mouth or residual digits. May be used with a mouthpiece.

Part Number	Description	Left/Right	Length	Weight
1	B05553 Telescopic Dressing Appliance	N/A	Max 340mm / Min 220mm	65g (2 1/2 oz)
1a	SB12202 Mouthpiece	N/A		15g (1/2 oz)

Note: A full range of adapter plates are available. Please see page 138. Thread locking compound must be used when assembling adapters to functional devices.



Motoring Ball and Clamp - Adult*

For driving applications. A rim-mounted single clamp arrangement fits most types of steering wheel. ***Available in the UK only.**

Note: E22252A is supplied with link bar to increase stability and can be used with vehicles fitted with air bags.

Part Number	Description	Left/Right	Weight
E22252	Motoring Ball and Clamp - Adult	N/A	349g (12 1/2 oz)
E22252A	Motoring Clamp with Link - Adult	N/A	255g (9 oz)



Ball and Clamp

This device may be used as a handlebar-mounted aid for adults and children wishing to cycle.

Note: Not for use with motorised vehicles.

Part Number	Description	Left/Right	Weight
SP118	Ball and Clamp	N/A	115g (4 oz)

Note: A full range of adapter plates are available. Please see page 138. Thread locking compound must be used when assembling adapters to functional devices.

Driving Cup*

For driving applications, this device is screwed into a palm mounted fitting (B05718). It must be used with an appropriate steering ball and clamp. A fitted PVC cover gives a secure level of attachment while allowing rapid removal if necessary.



Note: Alternative cup sizes may be manufactured. Please contact Customer Services with your requirements.
*Available in the UK only.

Part Number	Description	Left/Right	Thread	Weight	
1	B00447	Driving Cup - Adult	N/A	3/8" BSW	126g (4 1/2oz)
1a	B05718	Palm Mounting Fitting	N/A	N/A	26.4g (7/8 oz)



Driving Cup on Stem*

For driving applications. Must be used with an appropriate steering ball and clamp. A fitted PVC cover gives a secure level of attachment while allowing rapid removal if necessary.

Note: Alternative cup sizes may be manufactured. Please contact Customer Services with your requirements.
*Available in the UK only.

Part Number	Description	Left/Right	Thread	Weight
B00451	Driving Cup on Stem - Adult	N/A	3/8" BSW	133g (4 1/2oz)

Note: A full range of adapter plates are available. Please see page 138.
Thread locking compound must be used when assembling adapters to functional devices.



Large Scale Manufacturing Facility

Steeper Production Facility

The 35,000 square foot Steeper production facility is situated in Leeds, UK. From here our experts in manufacturing, design, quality and head office functions are located to ensure excellence in the manufacturing of medical devices and the service provision to support this.



Our cosmetic hands are designed for dress purposes only and are intended for use with our cosmetic gloves. These hands are made from flexible skinned lightweight foam around a metal skeleton mounted on a plastic base. The skeleton allows individual digits to be positioned.

The base allows attachment to round handplates, oval handplates or M12 threaded stems on most sizes. Full details of each hand and the appropriate glove can be found in the following pages.

A wider range of cosmetic hands are also available, with extended wires and no internal base - used to construct cosmetic prostheses for partial hand patients.

Cosmetic Hands

Ideal for users who place great importance on cosmetic appearance and system weight, the advanced materials and manufacturing techniques used to produce these hands ensure detailed, lightweight and durable solutions. These hands are designed for dress purposes only and are intended for use with Steeper cosmetic gloves and high-definition silicone covers. Features include:

- Made from flexible skinned lightweight foam around a metal skeleton mounted on a plastic base
- Passive fingers but the skeleton allows for individual digits to be positioned manually
- Robust construction for positioning
- Easy connection to oval or round wrists, or M12 threaded stems

Extended Wires Foam Hand

An additional range of cosmetic hands with extended wires and no internal base is also available to construct robust cosmetic prostheses for partial hand or wrist disarticulation patients.

A socket with a tie plate (B05864) is fabricated and the hand is shortened to the appropriate length, then the extended wires are trimmed and passed through the tie plate. Foam may be added to smooth the transition between socket and hand before the cosmetic glove is fitted.



Cosmetic Hands and Gloves Ordering Information

Hand Part Number	Extended Wires Part Number	Left/Right	Glove No.	Hand Size (W, L, Wrist Dia)	Application	Length	Fitted Measures	
							Palm Circumference	Middle Finger
B11081	B11103	Left	19	2" x 3" x 1 1/2"	Unisex Child - 2-5 Yrs	220mm (8 1/2")	126mm (5")	49mm (2")
B11082	B11104	Right	20	2" x 3" x 1 1/2"	Unisex Child - 2-5 Yrs	220mm (8 1/2")	127mm (5")	49mm (2")
B11079	B11105	Left	23	2 1/4" x 4" x 1 3/4"	Unisex Child - 5-8 Yrs	220mm (8 1/2")	141mm (5 1/2")	58mm (2 1/4")
B11080	B11106	Right	24	2 1/4" x 4" x 1 3/4"	Unisex Child - 5-8 Yrs	220mm (8 1/2")	145mm (5 3/4")	61mm (2 3/8")
B11077	B11101	Left	17	2 3/8" x 4" x 1 3/4"	Unisex Child - 6-10 Yrs	270mm (10 1/4")	156mm (6 1/8")	61mm (2 3/8")
B11078	B11102	Right	18	2 3/8" x 4" x 1 3/4"	Unisex Child - 6-10 Yrs	270mm (10 1/4")	152mm (6")	67mm (2 5/8")
B11075	B11099	Left	15	2 1/2" x 4" x 1 3/4"	Unisex Child - 8-12 Yrs	240mm (9 1/2")	160mm (6 3/4")	66mm (2 5/8")
B11076	B11100	Right	16	2 1/2" x 4" x 1 3/4"	Unisex Child - 8-12 Yrs	240mm (9 1/2")	160mm (6 3/4")	69mm (2 3/4")
B11073	B11097	Left	11	2 1/2" x 5" x 2"	Female Child - 8-12 Yrs	290mm (11 1/2")	165mm (6 1/2")	72mm (2 7/8")
B11074	B11098	Right	12	2 1/2" x 5" x 2"	Female Child - 8-12 Yrs	290mm (11 1/2")	172mm (6 3/4")	71mm (2 3/4")
FHL7	FHEXL7	Left	L7	2 3/4" x 5 1/2" x 2 1/8"	Female Youth/Adult	580mm (23")	172mm (6 3/4")	82mm (3 1/4")
FHL8	FHEXL8	Right	L8	2 3/4" x 5 1/2" x 2 1/8"	Female Youth/Adult	580mm (23")	172mm (6 3/4")	83mm (3 1/4")
B11069	B11095	Left	7*	2 3/4" x 5 1/2" x 2 1/8"	Female Youth/Adult	350mm (13 3/4")	169mm (6 5/8")	75mm (3")
B11070	B11096	Right	8*	2 3/4" x 5 1/2" x 2 1/8"	Female Youth/Adult	350mm (13 3/4")	173mm (6 3/4")	79mm (3 1/8")
B11067	B11067EX	Left	107	2 3/4" x 5 1/2" x 2 1/8"	Unisex Youth/Adult - HD	340mm (13 1/2")	168mm (6 5/8")	75mm (3")
B11067	B11067EX	Left	90	2 3/4" x 5 1/2" x 2 1/8"	Unisex Youth/Adult - HD	400mm (15 3/4")	168mm (6 5/8")	75mm (3")
B11068	B11068EX	Right	108	2 3/4" x 5 1/2" x 2 1/8"	Unisex Youth/Adult - HD	340mm (13 1/2")	175mm (6 5/8")	75mm (3")
B11068	B11068EX	Right	91	2 3/4" x 5 1/2" x 2 1/8"	Unisex Youth/Adult - HD	400mm (15 3/4")	175mm (6 5/8")	75mm (3")
FHL5	FHEXL5	Left	L5	3" x 5 1/2" x 2 1/8"	Unisex Adult	640mm (25 1/4")	186mm (7 1/4")	81mm (3 1/8")
FHL6	FHEXL6	Right	L6	3" x 5 1/2" x 2 1/8"	Unisex Adult	640mm (25 1/4")	186mm (7 1/4")	85mm (3 3/8")
B11063	B11091	Left	5*	3" x 5 1/2" x 2 1/8"	Male Adult	400mm (15 3/4")	183mm (7 3/8")	83mm (3 1/4")
B11064	B11092	Right	6*	3" x 5 1/2" x 2 1/8"	Male Adult	400mm (15 3/4")	188mm (7 3/8")	83mm (3 1/4")
B11065	B11093	Left	5*	3" x 5 1/2" x 2 1/8"	Female Adult	360mm (14")	184mm (7 1/4")	84mm (3 3/8")
B11066	B11094	Right	6*	3" x 5 1/2" x 2 1/8"	Female Adult	360mm (14")	187mm (7 3/8")	88mm (3 1/2")
B11061	B11061EX	Left	105L*	3" x 5 1/2" x 2 1/8"	Female Adult - HD	540mm (21 1/4")	191mm (7 1/2")	80mm (3 1/8")
B11062	B11062EX	Right	106L*	3" x 5 1/2" x 2 1/8"	Female Adult - HD	540mm (21 1/4")	189mm (7 1/2")	82mm (3 1/4")
FHL3	FHEXL3	Left	L3	3 1/4" x 5 1/2" x 2 1/8"	Male Adult	630mm (25")	205mm (8")	89mm (3 1/2")
FHL4	FHEXL4	Right	L4	3 1/4" x 5 1/2" x 2 1/8"	Male Adult	630mm (25")	205mm (8")	90mm (3 1/2")
B11059	B11087	Left	3*	3 1/4" x 5 1/2" x 2 1/8"	Male Adult	360mm (14")	204mm (8")	90mm (3 1/2")
B11060	B11088	Right	4*	3 1/4" x 5 1/2" x 2 1/8"	Male Adult	360mm (14")	205mm (8")	88mm (3 1/2")
FHL21	FHEXL21	Left	L21	3 1/4" x 5 1/2" x 2 1/8"	Male Adult - Long Fingers	430mm (17")	202mm (7 7/8")	95mm (3 3/4")
FHL22	FHEXL22	Right	L22	3 1/4" x 5 1/2" x 2 1/8"	Male Adult - Long Fingers	430mm (17")	202mm (7 7/8")	95mm (3 3/4")
B11057	B11089	Left	21*	3 1/4" x 5 1/2" x 2 1/8"	Male Adult - Long Fingers	430mm (17")	204mm (8")	100mm (4")
B11058	B11090	Right	22*	3 1/4" x 5 1/2" x 2 1/8"	Male Adult - Long Fingers	430mm (17")	202mm (7 7/8")	94mm (3 5/8")
B11055	B11055EX	Left	103	3 1/4" x 5 1/2" x 2 1/8"	Male Adult - HD	350mm (13 3/4")	201mm (7 7/8")	89mm (3 1/2")
B11056	B11056EX	Right	104	3 1/4" x 5 1/2" x 2 1/8"	Male Adult - HD	350mm (13 3/4")	205mm (8")	90mm (3 1/2")
FHL1	FHEXL1	Left	L1	3 1/2" x 5 1/2" x 2 1/8"	Male Adult	620mm (24 1/2")	212mm (8 1/4")	100mm (4")
FHL2	FHEXL2	Right	L2	3 1/2" x 5 1/2" x 2 1/8"	Male Adult	620mm (24 1/2")	212mm (8 1/4")	98mm (3 7/8")
B11053	B11083	Left	1	3 1/2" x 5 1/2" x 2 1/8"	Male Adult	350mm (13 3/4")	220mm (8 5/8")	99mm (3 7/8")
B11054	B11084	Right	2	3 1/2" x 5 1/2" x 2 1/8"	Male Adult	350mm (13 3/4")	219mm (8 5/8")	103mm (4")
B21139	B21139EX	Left	200	3 3/4" x 5 1/2" x 2 1/8"	Male Adult	400mm (15 3/4")	229mm (9")	108mm (4 1/4")
B21140	B21140EX	Right	201	3 3/4" x 5 1/2" x 2 1/8"	Male Adult	400mm (15 3/4")	229mm (9")	108mm (4 1/4")

*Partial hand available.

Please see the following pages for our entire glove range in more detail, including specific ordering information for gloves and cosmetic hands.

Cosmetic Gloves (for passive hands)

We manufacture a wide range of cosmetic gloves in both PVC and silicone, designed to suit Steeper passive hands as well as hands from other manufacturers.

Both PVC and silicone gloves are available in Standard or TrueFinish™ shades. TrueFinish™ features micropigmentation for a more lifelike appearance, available in 19 colours (E0 - E18).

Our glove range is detailed over the following pages with reference made to the glove number e.g. 302. To select the correct glove apply a prefix to the number as follows:

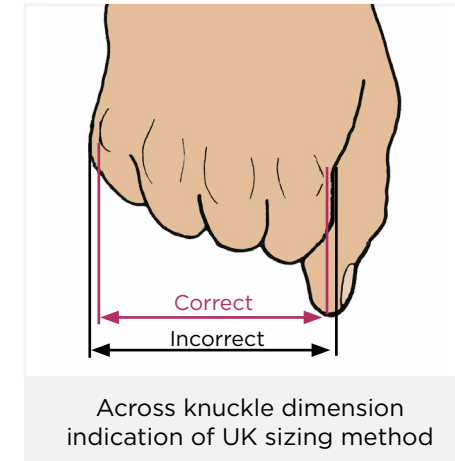
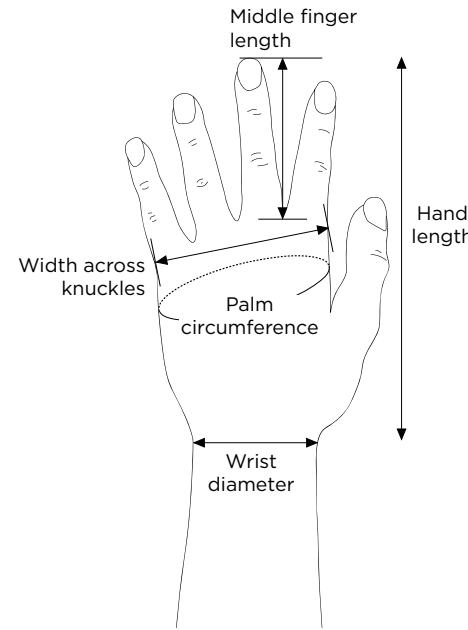
- CG** - Standard PVC
 - TG** - TrueFinish™ PVC
 - SG** - Standard Silicone
 - TSG** - TrueFinish™ Silicone
- e.g. TSG302/E4 - TrueFinish™ Silicone Glove 7 ¾" Left, Colour E4

Please refer to opposite page for cosmetic glove colour options.



Cosmetic Glove

Glove Dimensions



Across knuckle dimension indication of UK sizing method

Note: This is described as 'Hand size' on the ordering information table on p.87.

Elegance and Elegance Plus Gloves (for myoelectric and functional hands)

The Elegance range is available in both PVC and silicone, and in 19 TrueFinish™ shades and have been designed to work with myoelectric hands, Steeper cable and spring operated hands, as well as myoelectric and functional hands from other manufacturers.

The Elegance Plus silicone glove has been specifically designed to fit the Myo Kinisi. Crafted using multiple layers of advanced silicone material and constructed with an integrated, reinforced inner mesh layer these gloves are highly tear-resistant and are especially suitable for higher activity patients. The addition of an easy-glide coating allows for clothing to be donned or doffed easily and the enhanced detailing on the knuckles, palms, and nail finish provides increased realism.

Two-Tone Finish Gloves

Our two-tone finish gloves are available in Standard (CG) or TrueFinish™ (TG) PVC. Please select the palmar colour (lighter and always allocated to the palm) and then the secondary dorsal colour. The dorsal colour is then applied to the glove to complete the two-tone appearance. Please use the glove ordering chart where this is required and discuss your requirements with your local supplier.

Note: Two tone gloves are only available in dorsal shades E13, E16 and E18

Partial Hand Gloves

Several popular glove sizes are also available with a wider wrist and are recognisable by the identifier PH.

e.g. TG3PH - TrueFinish™ PVC, 3 ¾" Left Wide Wrist

These can be used for partial hand patients who require a cosmetic replacement. The wider wrist allows the residual limb to fit inside the glove and the remaining void can be filled with a soft filler.

For partial hand patients where the residual limb will not fit inside the glove, a zip may be fitted to CG and TG gloves. Please use the glove ordering chart where this is required and discuss your requirements with your local supplier.

Note: Two tone, bilateral and unpainted nail gloves are special orders, please specify these details at the point of order.



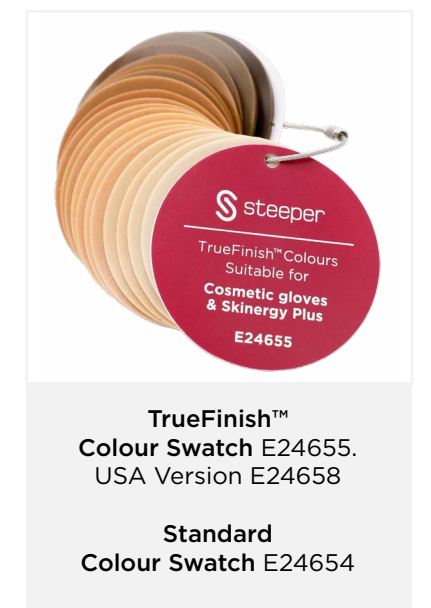
Two-Tone Finish PVC Glove

Cosmetic Glove Colours

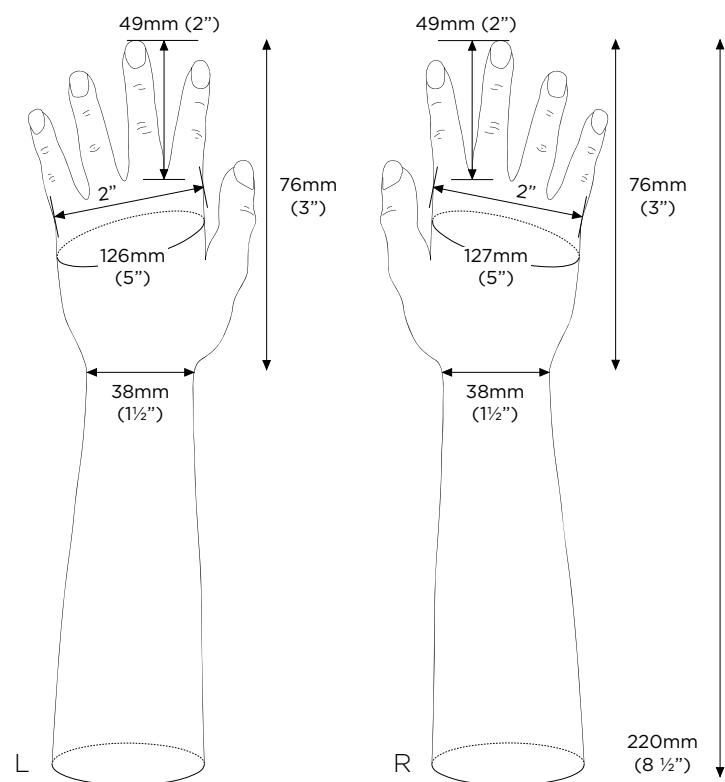
To help you select the most appropriate colour of glove, swatches are available and supplied without charge. These are manufactured from production silicone for the most accurate colour matching and will not fade or discolour over time.

E0	E1	E2	E3	E4
E5	E6	E7	E8	E9
E10	E11	E12	E13	E14
E15	E16	E17	E18	Note: Swatch colours are for indication only.

A solid black glove is available using code E20, this is supplied without painted nails.



Children 2-5 Years Glove | 19 & 20
Unisex, 2"



Note: Round Wrist only available with this glove

Cosmetic/Passive Hands Ordering Information

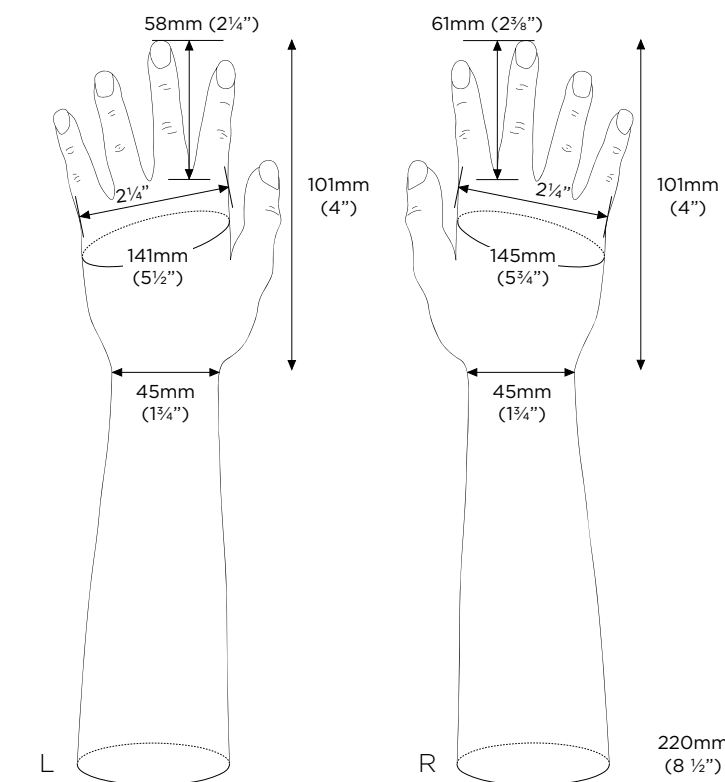
	Left	Right
Foam Hand	B11081	B11082
Foam Hand with Extended Wires	B11103	B11104

Cosmetic Glove Ordering Information

Replace # with the chosen TrueFinish™ or Standard colour EO-E18, see page 89 for swatches.

	Left	Right
TrueFinish™ Silicone Glove	TSG19/E#	TSG20/E#
Standard Silicone Glove	SG19/E#	SG20/E#
TrueFinish™ PVC Glove	TG19/E#	TG20/E#
Standard PVC Glove	CG19/E#	CG20/E#

Child 5-8 Years Glove | 23 & 24
Unisex, 2 1/4"



Note: Oval and Round Wrist options available.

Cosmetic/Passive Hands Ordering Information

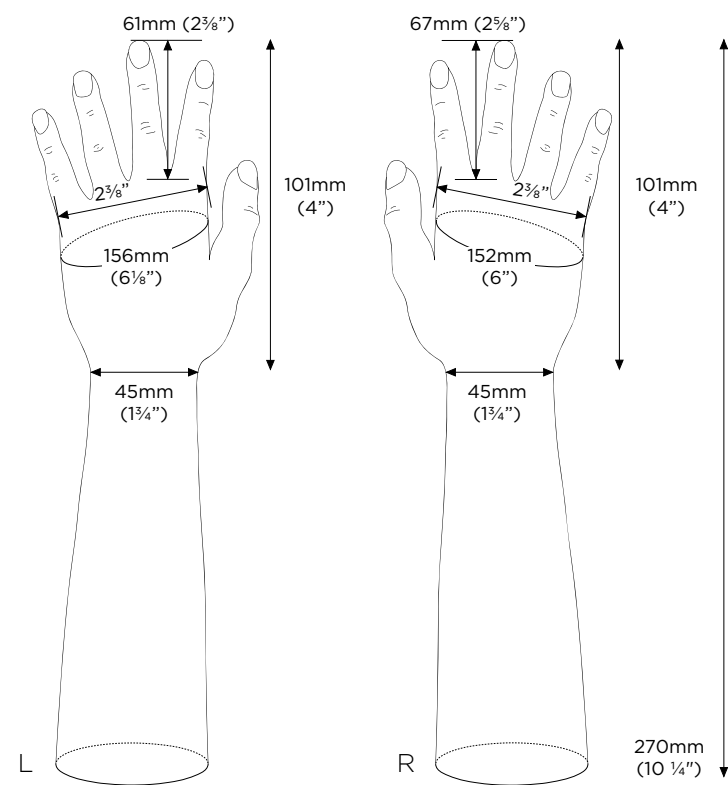
	Left	Right
Foam Hand	B11079	B11080
Foam Hand with Extended Wires	B11105	B11106

Cosmetic Glove Ordering Information

Replace # with the chosen TrueFinish™ or Standard colour EO-E18, see page 89 for swatches.

	Left	Right
TrueFinish™ Silicone Glove	TSG23/E#	TSG24/E#
Standard Silicone Glove	SG23/E#	SG24/E#
TrueFinish™ PVC Glove	TG23/E#	TG24/E#
Standard PVC Glove	CG23/E#	CG24/E#

Child 6-10 Years Glove | 17 & 18
Unisex, 2³/₈"



Note: Oval and Round Wrist options available.

Cosmetic/Passive Hands Ordering Information

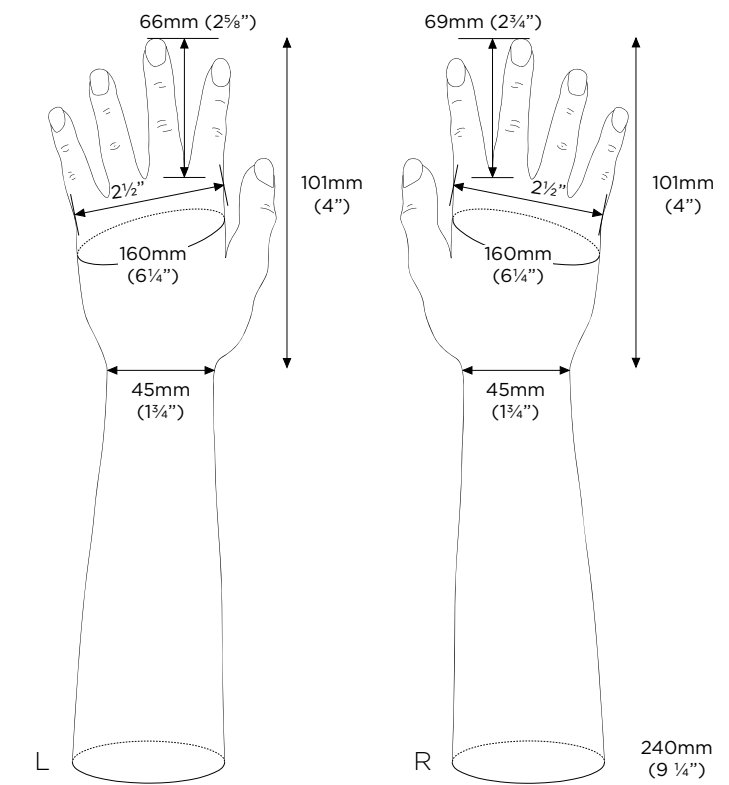
	Left	Right
Foam Hand	B11077	B11078
Foam Hand with Extended Wires	B11101	B11102

Cosmetic Glove Ordering Information

Replace # with the chosen TrueFinish™ or Standard colour EO-E18, see page 89 for swatches.

	Left	Right
TrueFinish™ Silicone Glove	TSG17/E#	TSG18/E#
Standard Silicone Glove	SG17/E#	SG18/E#
TrueFinish™ PVC Glove	TG17/E#	TG18/E#
Standard PVC Glove	CG17/E#	CG18/E#

Child 8-12 Years Glove | 15 & 16
Unisex, 2¹/₂"



Note: Oval and Round Wrist options available.

Cosmetic/Passive Hands Ordering Information

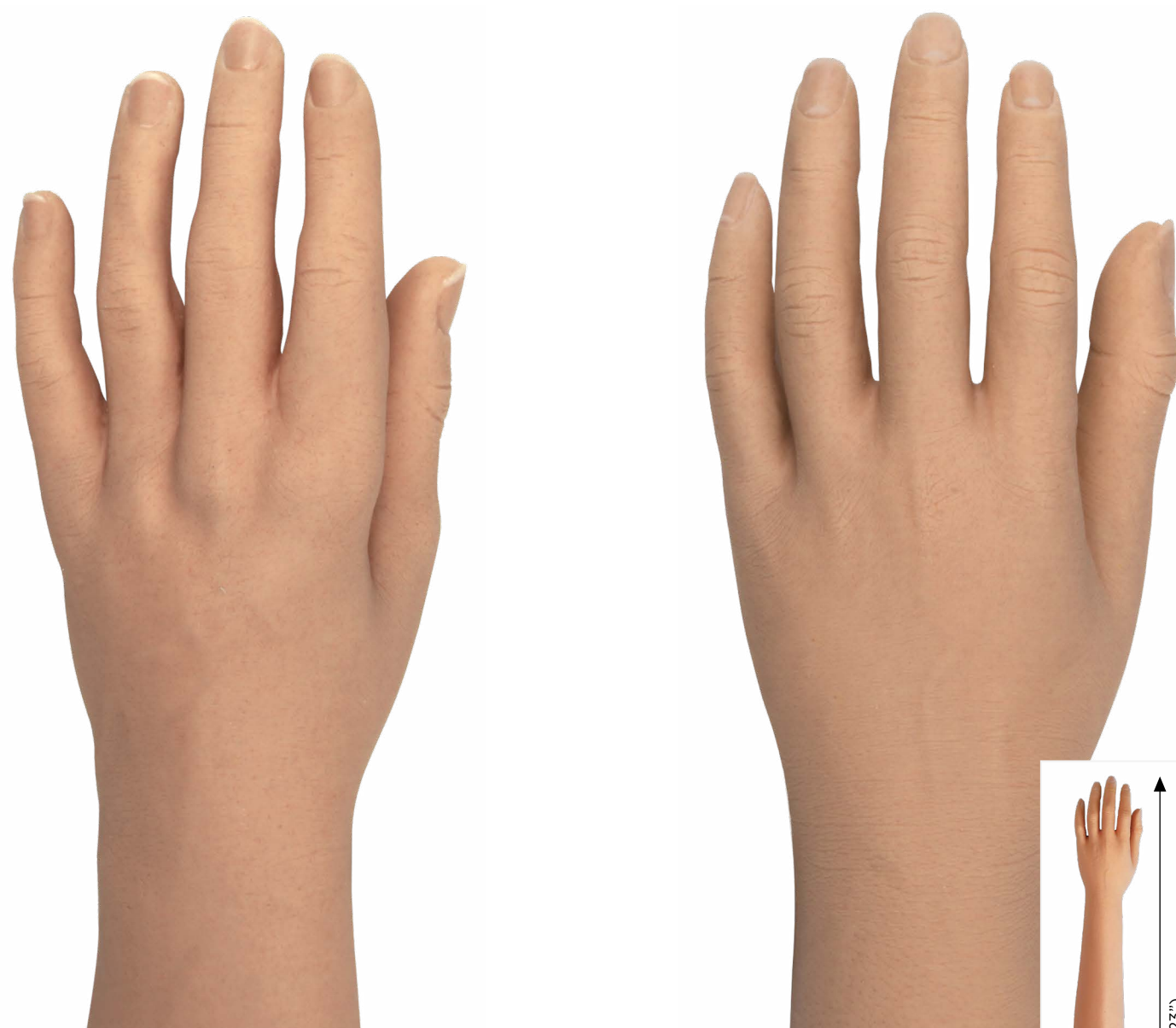
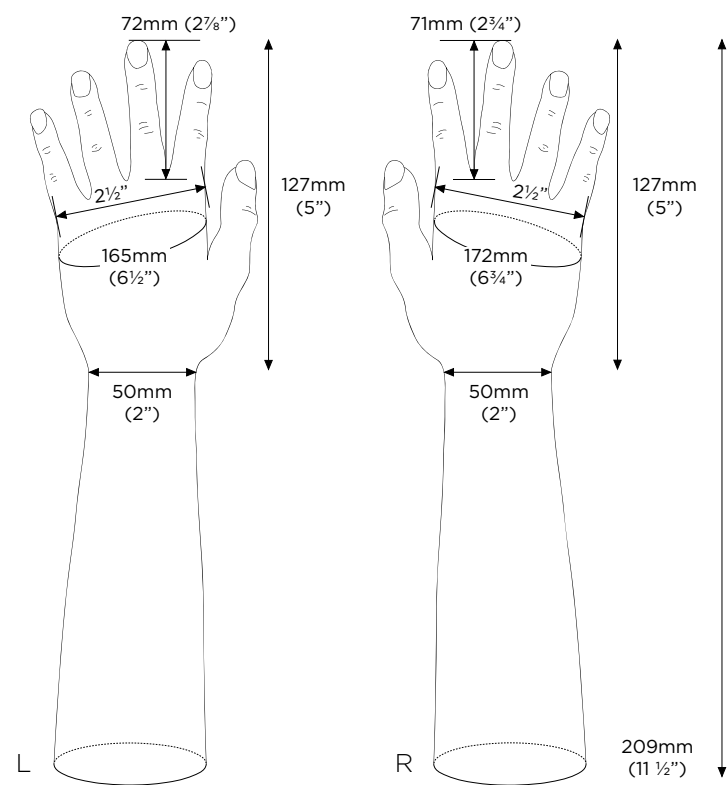
	Left	Right
Foam Hand	B11075	B11076
Foam Hand with Extended Wires	B11099	B11100

Cosmetic Glove Ordering Information

Replace # with the chosen TrueFinish™ or Standard colour EO-E18, see page 89 for swatches.

	Left	Right
TrueFinish™ Silicone Glove	TSG15/E#	TSG16/E#
Standard Silicone Glove	SG15/E#	SG16/E#
TrueFinish™ PVC Glove	TG15/E#	TG16/E#
Standard PVC Glove	CG15/E#	CG16/E#

Child 8-12 Years Glove | 11 & 12
Female, 2½"



Cosmetic/Passive Hands Ordering Information

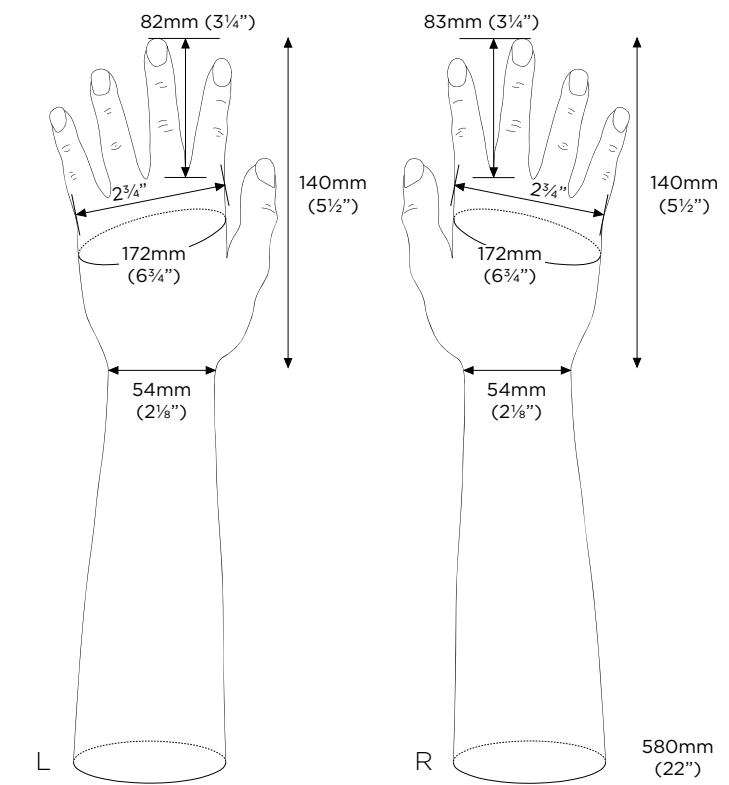
	Left	Right
Foam Hand	B11073	B11074
Foam Hand with Extended Wires	B11097	B11098

Cosmetic Glove Ordering Information

Replace # with the chosen TrueFinish™ or Standard colour EO-E18, see page 89 for swatches.

	Left	Right
TrueFinish™ Silicone Glove	TSG11/E#	TSG12/E#
Standard Silicone Glove	SG11/E#	SG12/E#
TrueFinish™ PVC Glove	TG11/E#	TG12/E#
Standard PVC Glove	CG11/E#	CG12/E#

Youth/Adult Glove | L7 & L8
Female, Long Mould, 2¾"



Cosmetic/Passive Hands Ordering Information

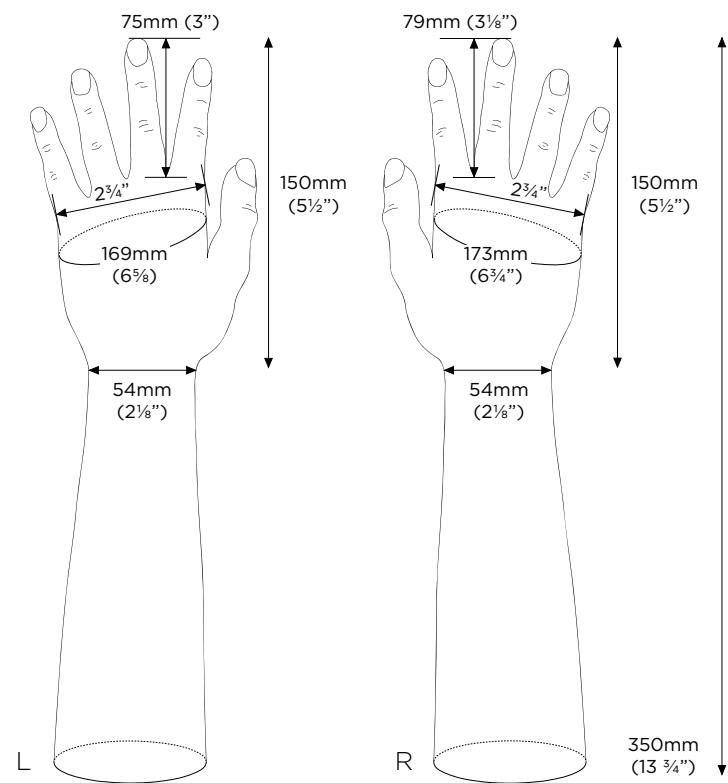
	Left	Right
Foam Hand	FHL7	FHL8
Foam Hand with Extended Wires	FHEXL7	FHEXL8

Cosmetic Glove Ordering Information

Replace # with the chosen TrueFinish™ or Standard colour EO-E18, see page 89 for swatches.

	Left	Right
TrueFinish™ Silicone Glove	TSGL7/E#	TSGL8/E#
Standard Silicone Glove	SGL7/E#	SGL8/E#
TrueFinish™ PVC Glove	TGL7/E#	TGL8/E#
Standard PVC Glove	CGL7/E#	CGL8/E#

Youth/Adult Glove | 7 & 8
Female, 2¾"



Cosmetic/Passive Hands Ordering Information

	Left	Right
Foam Hand	B11069	B11070
Foam Hand with Extended Wires	B11095	B11096

Cosmetic Glove Ordering Information

Replace # with the chosen TrueFinish™ or Standard colour EO-E18, see page 89 for swatches.

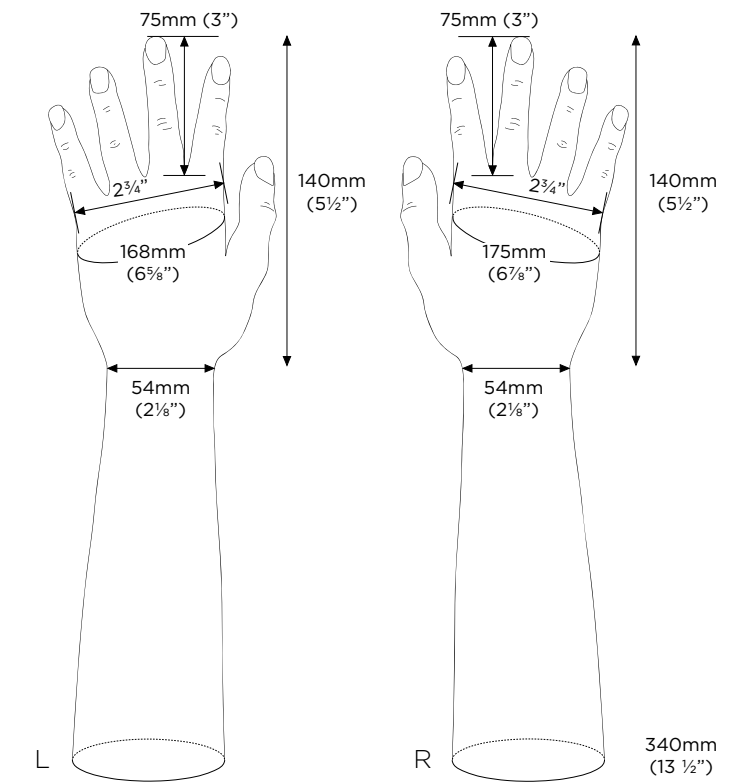
	Left	Right
TrueFinish™ Silicone Glove	TSG7/E#	TSG8/E#
Standard Silicone Glove	SG7/E#	SG8/E#
TrueFinish™ PVC Glove	TG7/E#	TG8/E#
Standard PVC Glove	CG7/E#	CG8/E#

Partial Hand Glove Ordering Information

Replace # with the chosen TrueFinish™ or Standard colour EO-E18, see page 89 for swatches.

	Left	Right
TrueFinish™ Silicone	TSG7PH/E#	TSG8PH/E#
Standard Silicone	SG7PH/E#	SG8PH/E#
TrueFinish™ PVC	TG7PH/E#	TG8PH/E#
Standard PVC	CG7PH/E#	CG8PH/E#

Youth/Adult High Definition Glove | 107 & 108
Female, 2¾"



Cosmetic/Passive Hands Ordering Information

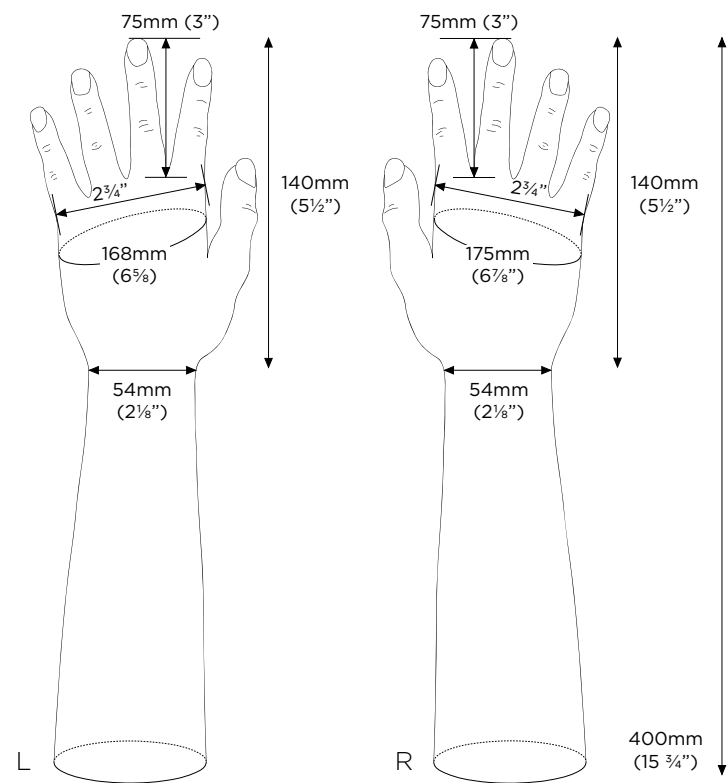
	Left	Right
Foam Hand	B11067	B11068
Foam Hand with Extended Wires	B11067EX	B11068EX

Cosmetic Glove Ordering Information

Replace # with the chosen TrueFinish™ or Standard colour EO-E18, see page 89 for swatches.

	Left	Right
TrueFinish™ Silicone Glove	TSG107/E#	TSG108/E#
Standard Silicone Glove	SG107/E#	SG108/E#
TrueFinish™ PVC Glove	TG107/E#	TG108/E#
Standard PVC Glove	CG107/E#	CG108/E#

Youth/Adult High Definition Glove | 90 & 91
Male, 2¾"



Cosmetic/Passive Hands Ordering Information

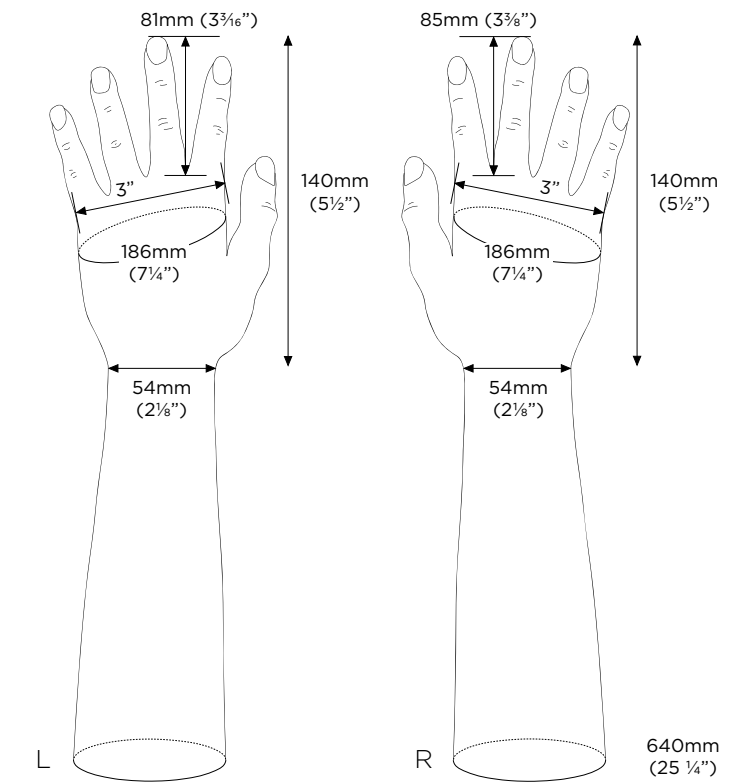
	Left	Right
Foam Hand	B11067	B11068
Foam Hand with Extended Wires	B11067EX	B11068EX

Cosmetic Glove Ordering Information

Replace # with the chosen TrueFinish™ or Standard colour EO-E18, see page 89 for swatches.

	Left	Right
TrueFinish™ Silicone Glove	TSG90/E#	TSG91/E#
Standard Silicone Glove	SG90/E#	SG91/E#
TrueFinish™ PVC Glove	TG90/E#	TG91/E#
Standard PVC Glove	CG90/E#	CG91/E#

Adult Glove | L5 & L6
Unisex, Long Mould, 3"



Cosmetic/Passive Hands Ordering Information

	Left	Right
Foam Hand	FHL5	FHL6
Foam Hand with Extended Wires	FHEXL5	FHEXL6

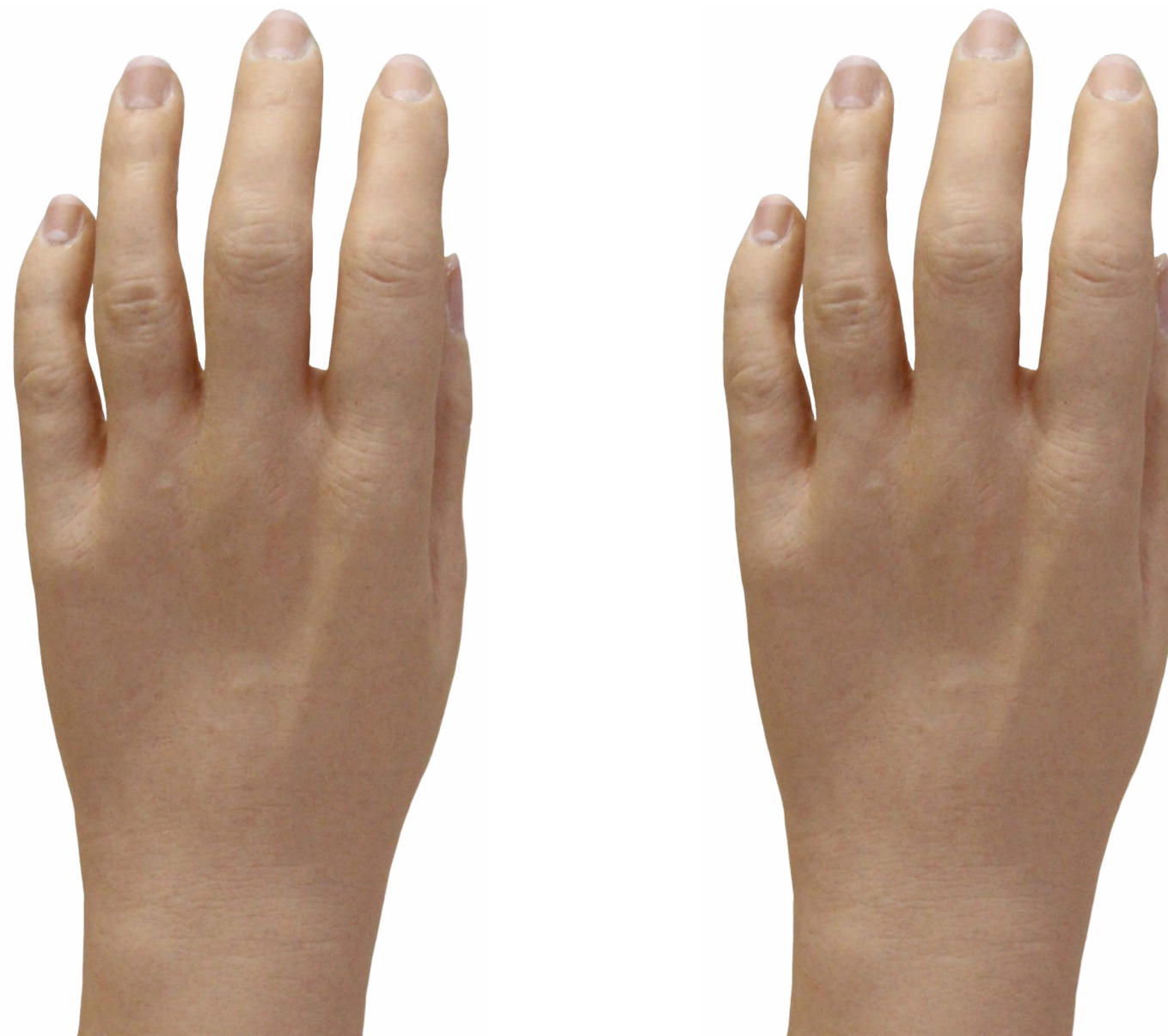
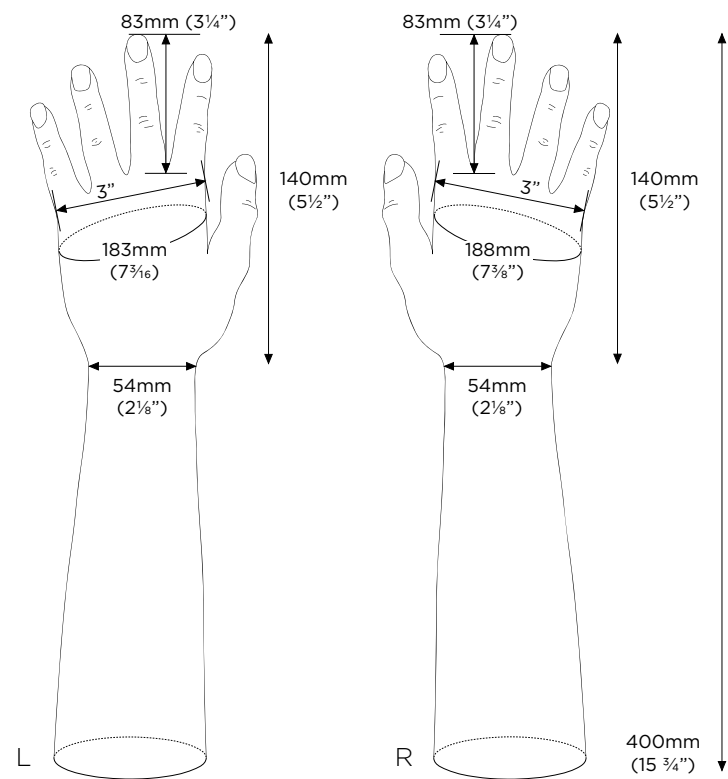
Cosmetic Glove Ordering Information

Replace # with the chosen TrueFinish™ or Standard colour EO-E18, see page 89 for swatches.

	Left	Right
TrueFinish™ Silicone Glove	TSGL5/E#	TSGL6/E#
Standard Silicone Glove	SGL5/E#	SGL6/E#
TrueFinish™ PVC Glove	TGL5/E#	TGL6/E#
Standard PVC Glove	CGL5/E#	CGL6/E#



Adult Glove | 5 & 6
Male, 3"



Cosmetic/Passive Hands Ordering Information

	Left	Right
Foam Hand	B11063	B11064
Foam Hand with Extended Wires	B11091	B11092

Cosmetic Glove Ordering Information

Replace # with the chosen TrueFinish™ or Standard colour EO-E18, see page 89 for swatches.

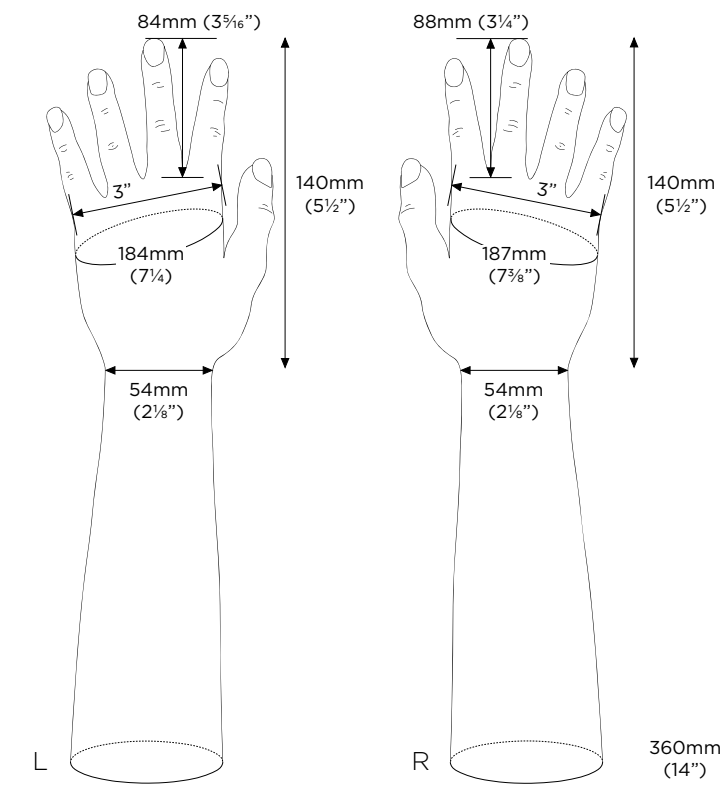
	Left	Right
TrueFinish™ Silicone Glove	TSG5/E#	TSG6/E#
Standard Silicone Glove	SG5/E#	SG6/E#
TrueFinish™ PVC Glove	TG5/E#	TG6/E#
Standard PVC Glove	CG5/E#	CG6/E#

Partial Hand Glove Ordering Information

Replace # with the chosen TrueFinish™ or Standard colour EO-E18, see page 89 for swatches.

	Left	Right
TrueFinish™ Silicone	TSG5PH/E#	TSG6PH/E#
Standard Silicone	SG5PH/E#	SG6PH/E#
TrueFinish™ PVC	TG5PH/E#	TG6PH/E#
Standard PVC	CG5PH/E#	CG6PH/E#

Adult Glove | 5 & 6
Female, 3"



Cosmetic/Passive Hands Ordering Information

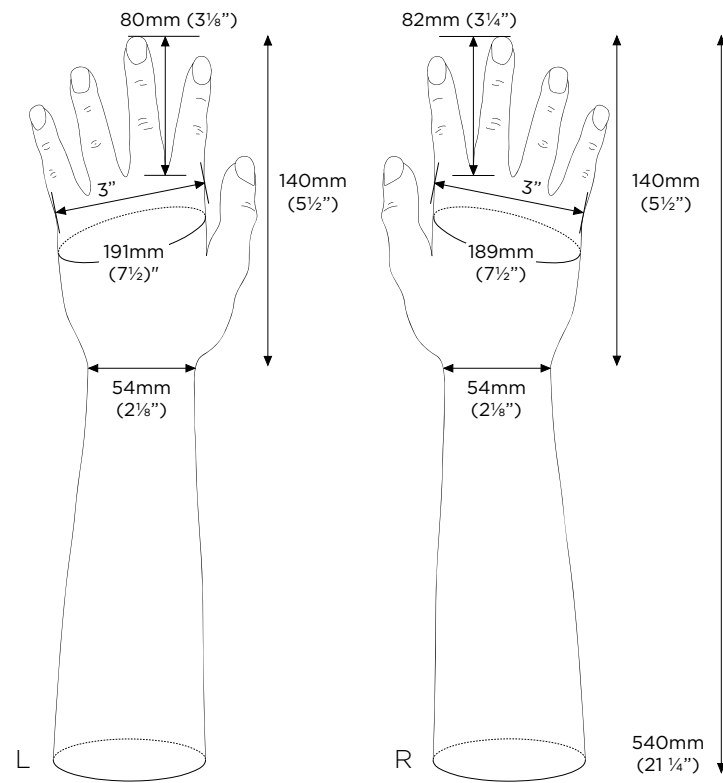
	Left	Right
Foam Hand	B11065	B11066
Foam Hand with Extended Wires	B11093	B11094

Cosmetic Glove Ordering Information

Replace # with the chosen TrueFinish™ or Standard colour EO-E18, see page 89 for swatches.

	Left	Right
TrueFinish™ Silicone Glove	TSG5/E#	TSG6/E#
Standard Silicone Glove	SG5/E#	SG6/E#
TrueFinish™ PVC Glove	TG5/E#	TG6/E#
Standard PVC Glove	CG5/E#	CG6/E#

**Adult High Definition Glove | 105L & 106L
Female, 3"**



Cosmetic/Passive Hands Ordering Information

	Left	Right
Foam Hand	B11061	B11062
Foam Hand with Extended Wires	B11061EX	B11062EX

Cosmetic Glove Ordering Information

Replace # with the chosen TrueFinish™ or Standard colour EO-E18, see page 89 for swatches.

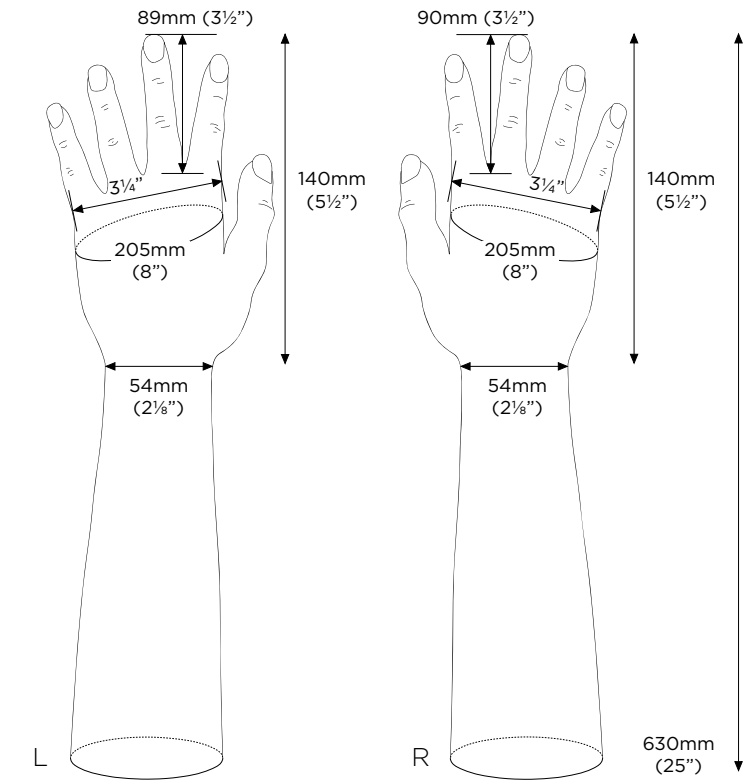
	Left	Right
TrueFinish™ Silicone Glove	TSG105L/E#	TSG106L/E#
Standard Silicone Glove	SG105L/E#	SG106L/E#
TrueFinish™ PVC Glove	TG105L/E#	TG106L/E#
Standard PVC Glove	CG105L/E#	CG106L/E#

Partial Hand Glove Ordering Information

Replace # with the chosen TrueFinish™ or Standard colour EO-E18, see page 89 for swatches.

	Left	Right
TrueFinish™ Silicone	TSG105PH/E#	TSG106PH/E#
Standard Silicone	SG105PH/E#	SG106PH/E#
TrueFinish™ PVC	TG105PH/E#	TG106PH/E#
Standard PVC	CG105PH/E#	CG106PH/E#

**Adult Glove | L3 & L4
Male, Long Mould, 3 1/4"**



Cosmetic/Passive Hands Ordering Information

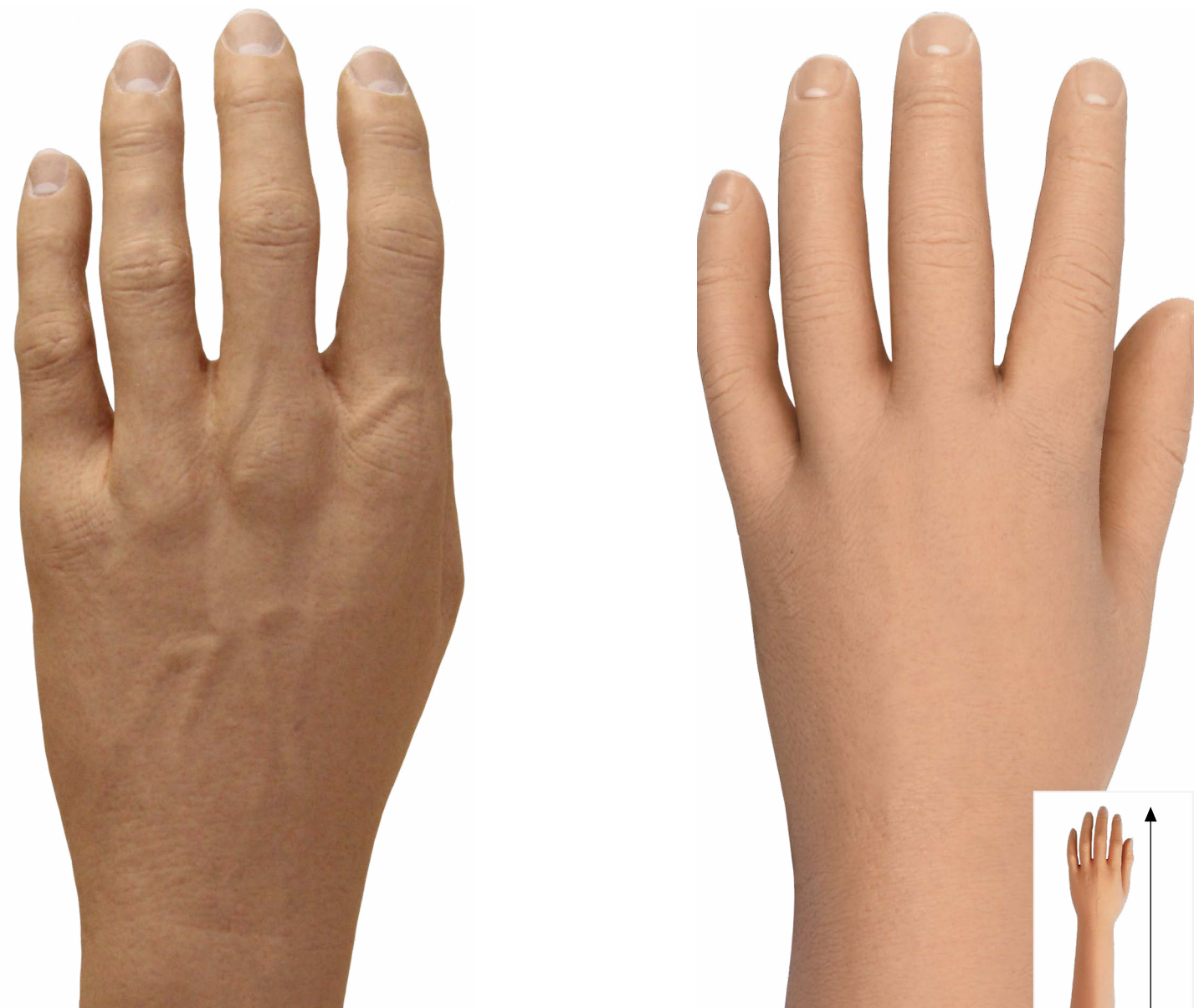
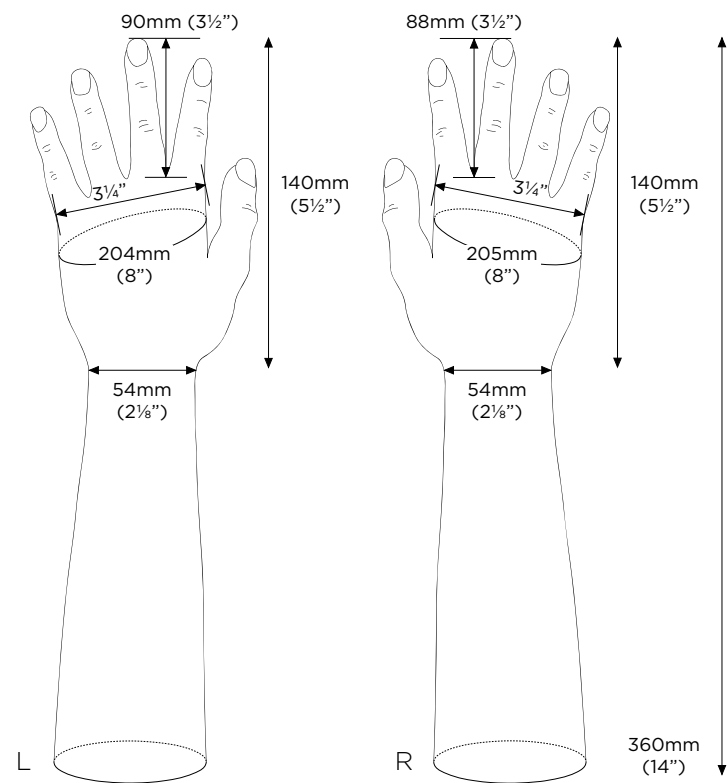
	Left	Right
Foam Hand	FHL3	FHL4
Foam Hand with Extended Wires	FHEXL3	FHEXL4

Cosmetic Glove Ordering Information

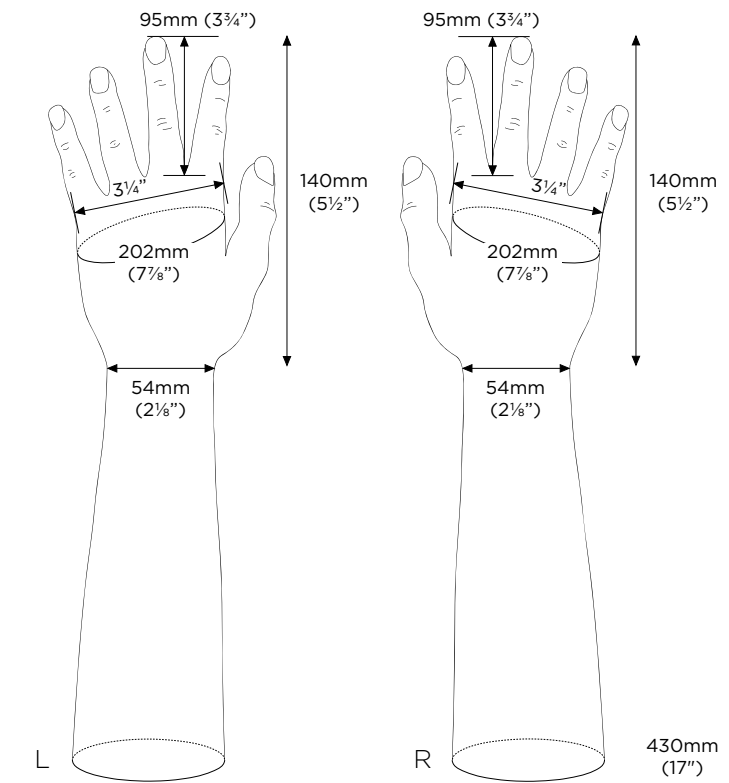
Replace # with the chosen TrueFinish™ or Standard colour EO-E18, see page 89 for swatches.

	Left	Right
TrueFinish™ Silicone Glove	TSGL3/E#	TSGL4/E#
Standard Silicone Glove	SGL3/E#	SGL4/E#
TrueFinish™ PVC Glove	TGL3/E#	TGL4/E#
Standard PVC Glove	CGL3/E#	CGL4/E#

Adult Glove | 3 & 4
Male, 3¼"



Adult | L21 & L22
Male, Long Mould & Fingers, 3¼"



Cosmetic/Passive Hands Ordering Information

	Left	Right
Foam Hand	B11059	B11060
Foam Hand with Extended Wires	B11087	B11088

Cosmetic/Passive Hands Ordering Information

	Left	Right
Foam Hand	FHL21	FHL22
Foam Hand with Extended Wires	FHEXL21	FHEXL22

Cosmetic Glove Ordering Information

Replace # with the chosen TrueFinish™ or Standard colour EO-E18, see page 89 for swatches.

	Left	Right
TrueFinish™ Silicone Glove	TSG3/E#	TSG4/E#
Standard Silicone Glove	SG3/E#	SG4/E#
TrueFinish™ PVC Glove	TG3/E#	TG4/E#
Standard PVC Glove	CG3/E#	CG4/E#

Partial Hand Glove Ordering Information

Replace # with the chosen TrueFinish™ or Standard colour EO-E18, see page 89 for swatches.

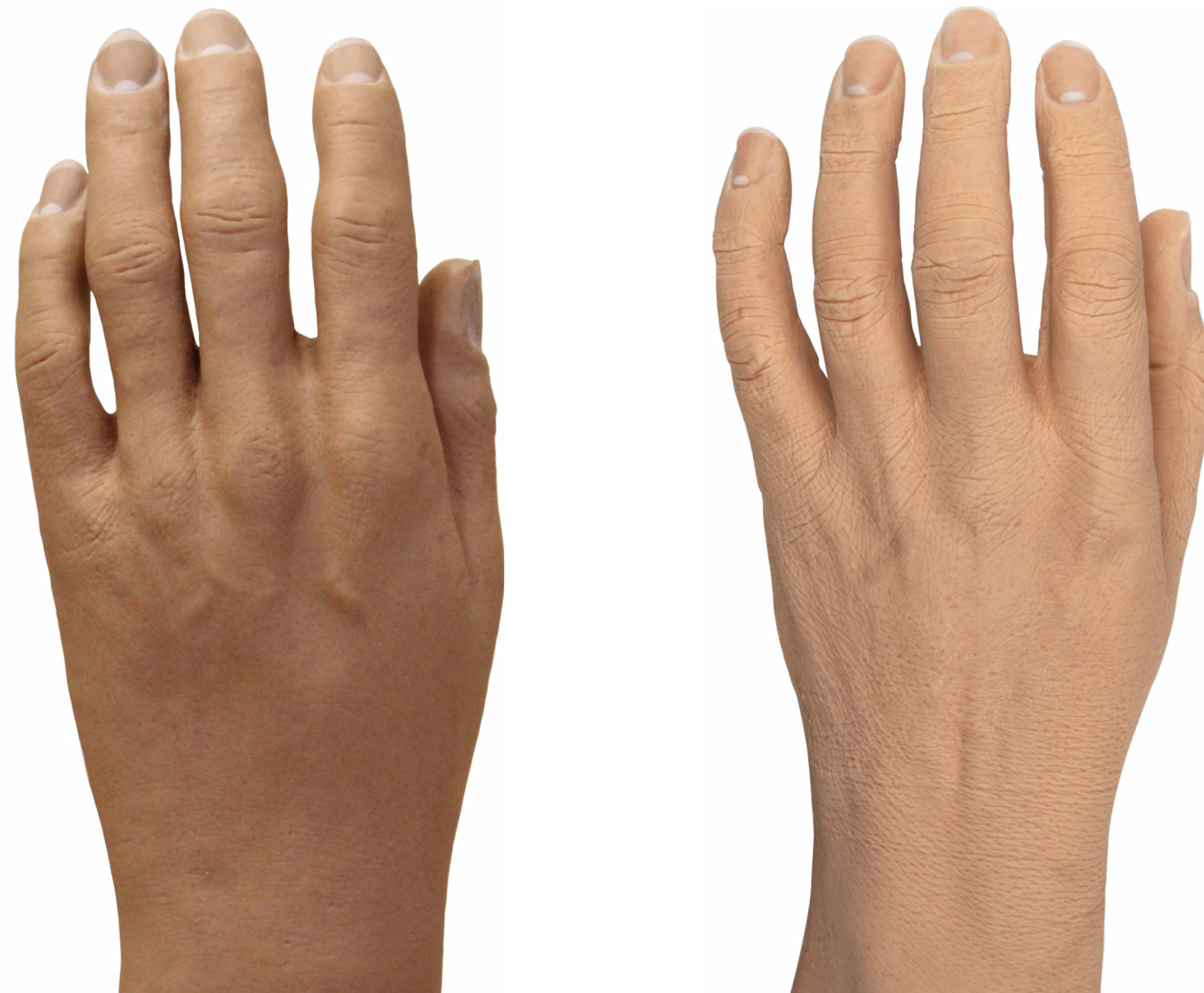
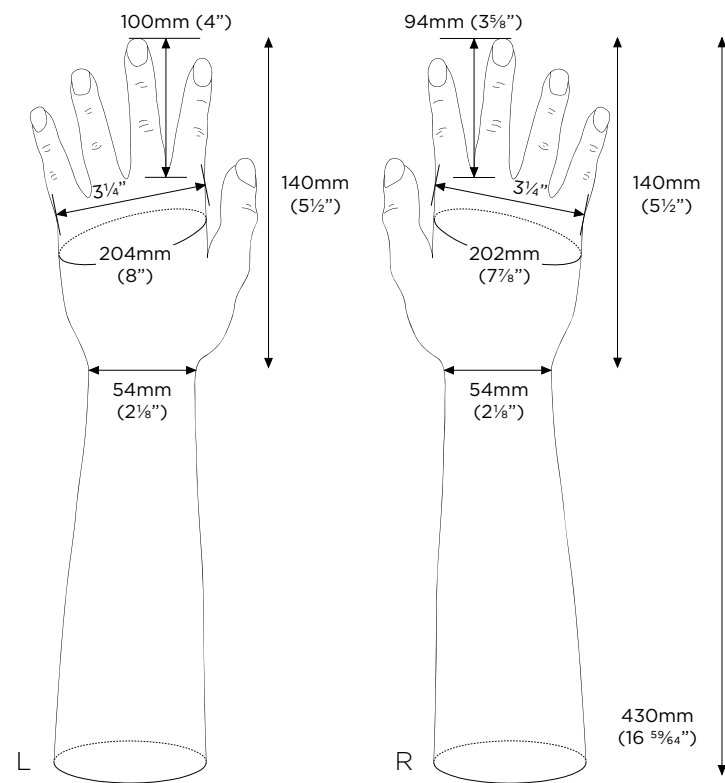
	Left	Right
TrueFinish™ Silicone	TSG3PH/E#	TSG4PH/E#
Standard Silicone	SG3PH/E#	SG4PH/E#
TrueFinish™ PVC	TG3PH/E#	TG4PH/E#
Standard PVC	CG3PH/E#	CG4PH/E#

Cosmetic Glove Ordering Information

Replace # with the chosen TrueFinish™ or Standard colour EO-E18, see page 89 for swatches.

	Left	Right
TrueFinish™ Silicone Glove	TSGL21/E#	TSGL22/E#
Standard Silicone Glove	SGL21/E#	SGL22/E#
TrueFinish™ PVC Glove	TGL21/E#	TGL22/E#
Standard PVC Glove	CGL21/E#	CGL22/E#

Adult Glove | 21 & 22
Male, Long Fingers, 3 1/4"



Cosmetic/Passive Hands Ordering Information

	Left	Right
Foam Hand	B11057	B11058
Foam Hand with Extended Wires	B11089	B11090

Cosmetic Glove Ordering Information

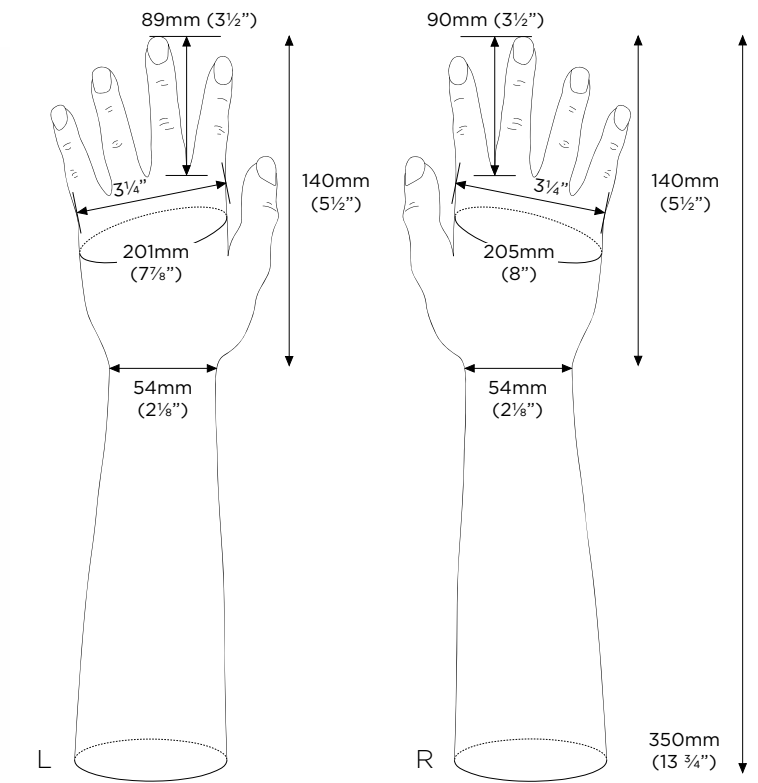
Replace # with the chosen TrueFinish™ or Standard colour EO-E18, see page 89 for swatches.

	Left	Right
TrueFinish™ Silicone Glove	TSG21/E#	TSG22/E#
Standard Silicone Glove	SG21/E#	SG22/E#
TrueFinish™ PVC Glove	TG21/E#	TG22/E#
Standard PVC Glove	CG21/E#	CG22/E#

Partial Hand Glove Ordering Information

	Left	Right
TrueFinish™ Silicone	TSG21PH/E#	TSG22PH/E#
Standard Silicone	SG21PH/E#	SG22PH/E#
TrueFinish™ PVC	TG21PH/E#	TG22PH/E#
Standard PVC	CG21PH/E#	CG22PH/E#

Adult High Definition Glove | 103 & 104
Male, 3 1/4"



Cosmetic/Passive Hands Ordering Information

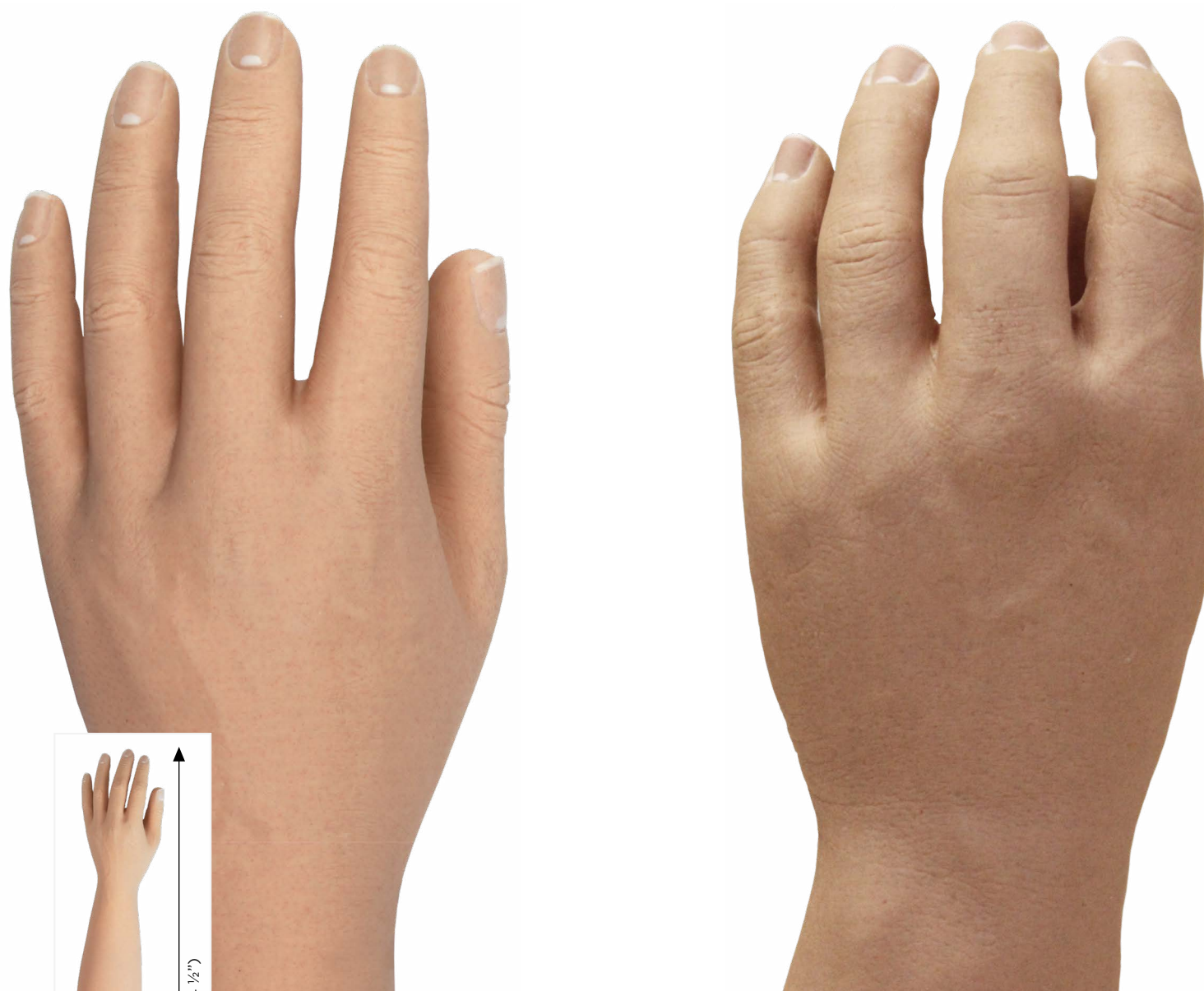
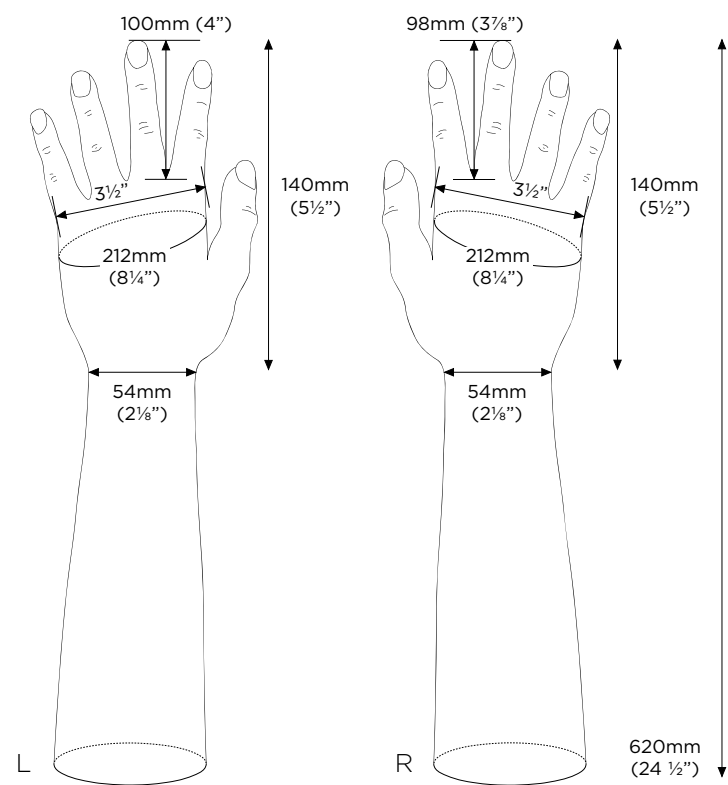
	Left	Right
Foam Hand	B11055	B11056
Foam Hand with Extended Wires	B11055EX	B11056EX

Cosmetic Glove Ordering Information

Replace # with the chosen TrueFinish™ or Standard colour EO-E18, see page 89 for swatches.

	Left	Right
TrueFinish™ Silicone Glove	TSG103/E#	TSG104/E#
Standard Silicone Glove	SG103/E#	SG104/E#
TrueFinish™ PVC Glove	TG103/E#	TG104/E#
Standard PVC Glove	CG103/E#	CG104/E#

Adult Glove | L1 & L2
Male, Long Mould, 3 1/2"



Cosmetic/Passive Hands Ordering Information

	Left	Right
Foam Hand	FHL1	FHL2
Foam Hand with Extended Wires	FHEXL1	FHEXL2

Cosmetic Glove Ordering Information

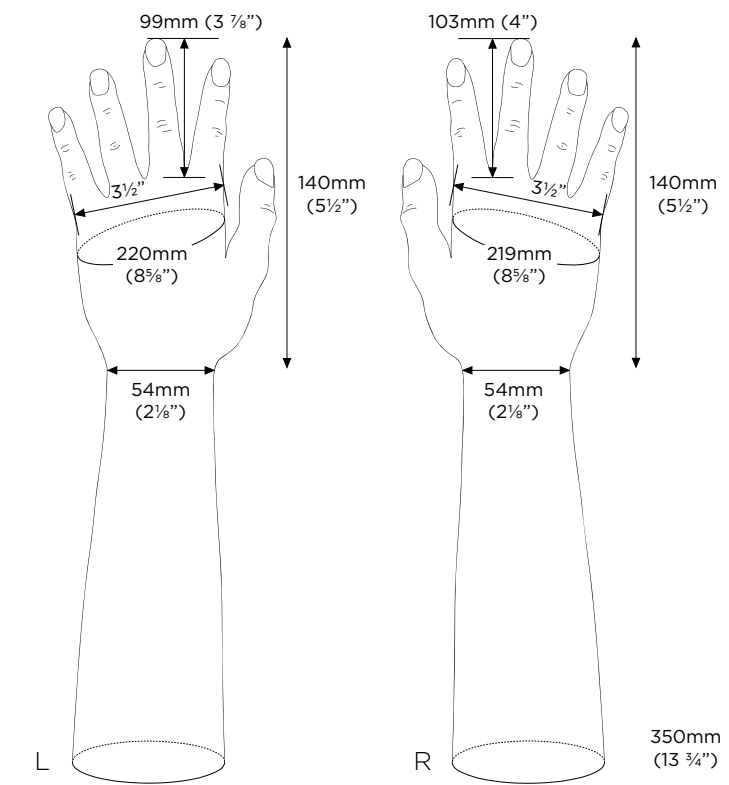
Replace # with the chosen TrueFinish™ or Standard colour EO-E18, see page 89 for swatches.

	Left	Right
TrueFinish™ Silicone Glove	TSGL1/E#	TSGL2/E#
Standard Silicone Glove	SGL1/E#	SGL2/E#
TrueFinish™ PVC Glove	TGL1/E#	TGL2/E#
Standard PVC Glove	CGL1/E#	CGL2/E#



Long Mould

Adult Glove | 1 & 2
Male, 3 1/2"



Cosmetic/Passive Hands Ordering Information

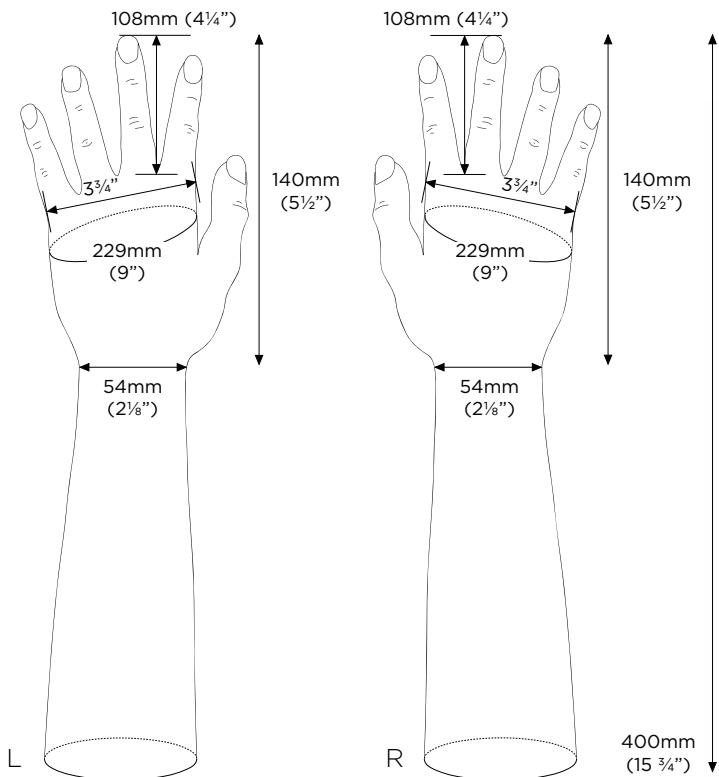
	Left	Right
Foam Hand	B11053	B11054
Foam Hand with Extended Wires	B11083	B11084

Cosmetic Glove Ordering Information

Replace # with the chosen TrueFinish™ or Standard colour EO-E18, see page 89 for swatches.

	Left	Right
TrueFinish™ Silicone Glove	TSG1/E#	TSG2/E#
Standard Silicone Glove	SG1/E#	SG2/E#
TrueFinish™ PVC Glove	TG1/E#	TG2/E#
Standard PVC Glove	CG1/E#	CG2/E#

Adult Glove | 200 & 201
Male, 3¾"



Cosmetic/Passive Hands Ordering Information

	Left	Right
Foam Hand	B21139	B21140
Foam Hand with Extended Wires	B21139EX	B21140EX

Cosmetic Glove Ordering Information

Replace # with the chosen TrueFinish™ or Standard colour EO-E18, see page 89 for swatches.

	Left	Right
TrueFinish™ Silicone Glove	TSG200/E#	TSG201/E#
Standard Silicone Glove	SG200/E#	SG201/E#
TrueFinish™ PVC Glove	TG200/E#	TG201/E#
Standard PVC Glove	CG200/E#	CG201/E#

Cosmetic Glove Order Form

Cosmetic Gloves						
CG / TG / SG / TSG	Glove Number	Colour (EO - E18)	Glove Quantity	Foam Hand Required	With Extended Wires?	Hand Quantity
e.g. TG	L1	E4	3	YES	NO	1

Two Tone (CG and TG only)						
TG/CG	Glove Number	Palmar Colour (EO - E18)	Dorsal Colour (E13, E16, E18)	Glove Quantity	Foam Hand Required	Hand Quantity
e.g. TG	L22	E4	E16	1	NO	0

Zip Fitting *PVC Gloves only

Length Required from Top of Glove to Thumb Tip: _____

Position of Zip (please tick): Palmar Dorsal

Zip Length (4-8 Inch): 4" 5" 6" 7" 8"

Non-Standard Finishes (Please tick)

Uncut

Unpainted Nails

Bilateral

Please note: This information must be provided at the point of order to ensure the correct finishes/non finishes are applied to the glove. For bi-lateral gloves the importance is to ensure unity in the shade chosen by ensuring gloves are manufactured from the same batch of PVC or Silicone.

Customer Details

Name: _____

Address: _____

Date: _____

Email: _____

P/O No.: _____

Other Remarks/Requirements



A range of full-length, long-mould PVC and silicone gloves designed for the rigours of functional activity. Designed to fit onto electric and mechanical hands, this range allows full hand function with excellent cosmetic properties.

The Elegance range has been reviewed and developed, to introduce the new Elegance Plus silicone gloves. They feature a reinforced inner mesh layer for improved tear resistance, a highly robust silicone construction, and a new easy-glide coating for ease of use when putting on clothes.

Suitable for all Steeper myoelectric, spring and cable operated hands and similar hands from other manufacturers.

- Upper Limb Prosthetics
- Ordering Information
- Myoelectric Hands
- Myoelectric Elbows
- Myoelectric Power & Inputs
- Cable Operated & Spring Hands
- Functional Devices
- Cosmetic Hands & Gloves**
- Modular Arm Systems
- Wrist Units
- Mech. Elbow Units & Joints
- Suspension & Control Systems
- Materials & Tools

- Upper Limb Prosthetics
- Ordering Information
- Myoelectric Hands
- Myoelectric Elbows
- Myoelectric Power & Inputs
- Cable Operated & Spring Hands
- Functional Devices
- Cosmetic Hands & Gloves**
- Modular Arm Systems
- Wrist Units
- Mech. Elbow Units & Joints
- Suspension & Control Systems
- Materials & Tools

Elegance Plus Gloves

We have adapted and developed our Elegance silicone gloves, and are pleased to introduce the new Elegance Plus cosmetics to our cosmetic glove range. These enhanced gloves are designed to fit the Steeper Myo Kinisi myoelectric hand, Steeper cable operated hands, and functional hands from other manufacturers.

Crafted using multiple layers of advanced silicone material and constructed with an integrated, reinforced inner mesh layer, these gloves are highly tear-resistant. This silicone material allows for additional stretch in comparison to a PVC glove, and so reduces the energy expended by the myoelectric hand motor each time it opens - making this a highly robust cosmetics particularly suited to higher activity patients.

For training and more details on how to order visit www.upskillbysteepers.com



Features and Benefits

- New integrated, reinforced inner mesh layer provides increased resilience
- Enhanced cosmetic finish with additional detailing on the palms, knuckles, nails and joints
- Improved tear resistance and highly robust
- New easy-glide coating for ease of use when putting on clothes
- Compatible with Steeper and other manufacturers' myoelectric and mechanical hands
- Exclusively available in the advanced micropigmentation TrueFinish™ silicone for added realism and depth
- Increased longevity, making this range highly cost effective

Elegance Plus Colour Options

*Only available in TrueFinish

E0	E1	E2	E3	E4	E5	E6	E7	E8	E9	E10	E11	E12	E13	E14	E15	E16	E17	E18
----	----	----	----	----	----	----	----	----	----	-----	-----	-----	-----	-----	-----	-----	-----	-----



Elegance Plus Ordering Information

If a non-standard finish or bilateral glove is required, please state at the time of ordering.

Note: # Denotes colour.

Glove Part Number	Left/Right	Glove Number	Palm Circumference	Length
TSG306/E#-EP	Left	306	184mm (7 ¼")	645mm (25 ¾")
TSG307/E#-EP	Right	307	184mm (7 ¼")	645mm (25 ¾")
TSG304/E#-EP	Left	304	184mm (7 ¼")	645mm (25 ¾")
TSG305/E#-EP	Right	305	184mm (7 ¼")	645mm (25 ¾")
TSG312/E#-EP	Left	312	197mm (7 ¾")	620mm (24 ½")
TSG313/E#-EP	Right	313	197mm (7 ¾")	620mm (24 ½")
TSG302/E#-EP	Left	302	197mm (7 ¾")	645mm (25 ¾")
TSG303/E#-EP	Right	303	197mm (7 ¾")	645mm (25 ¾")
TSG300/E#-EP	Left	300	210mm (8 ¼")	645mm (25 ¾")
TSG301/E#-EP	Right	301	210mm (8 ¼")	645mm (25 ¾")

Swatches are available free of charge

Ordering Examples

- TSG300/E13-EP - Orders an 8 ¼ Left Silicone Elegance Plus Glove in TrueFinish™ colour E13
- TSG305/E7-EP - Orders and 7¼ Right Silicone Elegance Plus Glove in TrueFinish™ colour E7

Elegance Gloves

A range of full-length, long-mould PVC and silicone gloves designed for the rigours of functional activity.

Recommended for all Steeper myoelectric, spring and cable operated hands and similar hands from other manufacturers.



Features and Benefits

- Designed to fit onto electric and mechanical hands
- Allows full hand function with excellent cosmetic properties
- 19 colour shade options
- Standard or TrueFinish™ micropigmentation
- PVC Elegance Gloves offer a tough and cost effective cosmesis
- Elegance Silicone Gloves offer additional stretch and ease of cleaning

Elegance Colour Options

E0	E1	E2	E3	E4	E5	E6	E7	E8	E9	E10	E11	E12	E13	E14	E15	E16	E17	E18
----	----	----	----	----	----	----	----	----	----	-----	-----	-----	-----	-----	-----	-----	-----	-----

A solid black glove is available using code E20, this is supplied without painted nails.

Elegance Gloves Ordering Information

- PVC and silicone gloves can be requested with the following non-standard finishes: uncut, unpainted nails
- If a non-standard finish or bilateral glove is required, please tick the relevant box on the order form on page 111.

Note: # Denotes colour.

Elegance Cosmetic Glove - Silicone					
Standard Colours					
Palm Circumference	Approx Length	Application	Glove Part Number		Colour Range
			Left	Right	
171mm (6 ¾")	460mm (18 ⅝")	Youth	SG310/E#	SG311/E#	E0 - E18
176mm (7")	520mm (20 ½")	Female/Youth	SG308/E#	SG308/E#	E0 - E18
184mm (7 ¼")	645mm (25 ⅜")	Youth	SG306/E#	SG307/E#	E0 - E18
184mm (7 ¼")	645mm (25 ⅜")	Female	SG304/E#	SG305/E#	E0 - E18
197mm (7 ¾")	620mm (24 ½")	Female	SG312/E#	SG313/E#	E0 - E18
197mm (7 ¾")	645mm (25 ⅜")	Male	SG302/E#	SG303/E#	E0 - E18
210mm (8 ¼")	645mm (25 ⅜")	Male	SG300/E#	SG301/E#	E0 - E18

Elegance Cosmetic Glove - Silicone					
TrueFinish™ Colours					
Palm Circumference	Approx Length	Application	Glove Part Number		Colour Range
			Left	Right	
171mm (6 ¾")	460mm (18 ⅝")	Youth	TSG310	TSG311	E0 to E18
176mm (7")	520mm (20 ½")	Female/Youth	TSG308	TSG309	E0 to E18
184mm (7 ¼")	645mm (25 ⅜")	Youth	TSG306	TSG307	E0 to E18
184mm (7 ¼")	645mm (25 ⅜")	Female	TSG304	TSG305	E0 to E18
197mm (7 ¾")	620mm (24 ½")	Female	TSG312	TSG313	E0 to E18
197mm (7 ¾")	645mm (25 ⅜")	Male	TSG302	TSG303	E0 to E18
210mm (8 ¼")	645mm (25 ⅜")	Male	TSG300	TSG301	E0 to E18

Elegance PVC Gloves Ordering Information

Elegance Cosmetic Glove - PVC					
Standard Colours					
Palm Circumference	Approx Length	Application	Glove Part Number		Colour Range
			Left	Right	
171mm (6 ¾")	460mm (18 ⅝")	Youth	CG310	CG311	E0 to E18
176mm (7")	520mm (20 ½")	Female/Youth	CG308	CG309	E0 to E18
184mm (7 ¼")	645mm (25 ⅜")	Youth	CG306	CG307	E0 to E18
184mm (7 ¼")	645mm (25 ⅜")	Female	CG304	CG305	E0 to E18
197mm (7 ¾")	620mm (24 ½")	Female	CG312	CG313	E0 to E18
197mm (7 ¾")	645mm (25 ⅜")	Male	CG302	CG303	E0 to E18
210mm (8 ¼")	645mm (25 ⅜")	Male	CG300	CG301	E0 to E18

Elegance Cosmetic Glove - PVC					
TrueFinish™ Colours					
Palm Circumference	Approx Length	Application	Glove Part Number		Colour Range
			Left	Right	
171mm (6 ¾")	460mm (18 ⅝")	Youth	TG310	TG311	E0 to E18
176mm (7")	520mm (20 ½")	Female/Youth	TG308	TG309	E0 to E18
184mm (7 ¼")	645mm (25 ⅜")	Youth	TG306	TG307	E0 to E18
184mm (7 ¼")	645mm (25 ⅜")	Female	TG304	TG305	E0 to E18
197mm (7 ¾")	620mm (24 ½")	Female	TG312	TG313	E0 to E18
197mm (7 ¾")	645mm (25 ⅜")	Male	TG302	TG303	E0 to E18
210mm (8 ¼")	645mm (25 ⅜")	Male	TG300	TG301	E0 to E18



An infant's first cosmetic prosthesis can be fitted from as early as two to six months of age.

This lightweight solution of a foam-filled, PVC cosmetic glove can assist child development by aiding sitting, balance, crawling and play activities.

- Upper Limb Prosthetics
- Ordering Information
- Myoelectric Hands
- Myoelectric Elbows
- Myoelectric Power & Inputs
- Cable Operated & Spring Hands
- Functional Devices
- Cosmetic Hands & Gloves
- Modular Arm Systems
- Wrist Units
- Mech. Elbow Units & Joints
- Suspension & Control Systems
- Materials & Tools

- Upper Limb Prosthetics
- Ordering Information
- Myoelectric Hands
- Myoelectric Elbows
- Myoelectric Power & Inputs
- Cable Operated & Spring Hands
- Functional Devices
- Cosmetic Hands & Gloves
- Modular Arm Systems
- Wrist Units
- Mech. Elbow Units & Joints
- Suspension & Control Systems
- Materials & Tools

Infant Foam Filled Gloves Ordering Information

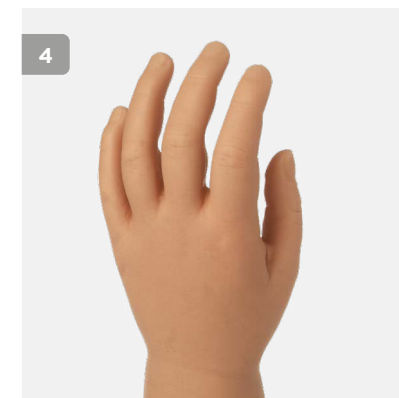

- Available in Standard PVC only
- 19 colours available - colour swatch E24654 applies
- The below sizes are only available as Foam Filled Gloves
- See manufacturing guide for Infant Foam Filled Gloves overleaf

Note: # Denotes colour.

Infant Foam Filled Gloves Colour Options


E0	E1	E2	E3	E4	E5	E6	E7	E8	E9	E10	E11	E12	E13	E14	E15	E16	E17	E18
----	----	----	----	----	----	----	----	----	----	-----	-----	-----	-----	-----	-----	-----	-----	-----

	Part no.	Width Across Knuckles	Palm Circumference	Middle Finger Length	Length of Foam Fill (thumb tip to base of glove)	Left/ Right
1	AH45/60#	38mm (1 1/2")	95mm (1 1/2")	45mm (1 3/4")	152mm (6")	Left
	AH45/61#	38mm (1 1/2")	95mm (3 3/4")	45mm (1 3/4")	152mm (6")	Right
2	AH45/25#	41mm (1 5/8")	99mm (3 7/8")	48mm (1 7/8")	178mm (7")	Left
	AH45/26#	41mm (1 5/8")	99mm (3 7/8")	48mm (1 7/8")	178mm (7")	Right
3	AH45/64#	41mm (1 5/8")	105mm (4 1/8")	35mm (1 3/8")	178mm (7")	Left
	AH45/65#	41mm (1 5/8")	105mm (4 1/8")	35mm (1 3/8")	178mm (7")	Right
4	AH45/13#	45mm (1 3/4")	105mm (4 1/8")	49mm (2")	203mm (8")	Left
	AH45/14#	45mm (1 3/4")	105mm (4 1/8")	49mm (2")	203mm (8")	Right
5	AH45/62#	45mm (1 3/4")	111mm (4 3/8")	45mm (1 3/4")	203mm (8")	Left
	AH45/63#	45mm (1 3/4")	111mm (4 3/8")	45mm (1 3/4")	203mm (8")	Right
6	AH45/27#	48mm (1 7/8")	118mm (4 5/8")	54mm (2 1/8")	203mm (8")	Left
	AH45/28#	48mm (1 7/8")	118mm (4 5/8")	54mm (2 1/8")	203mm (8")	Right
7	AH45/19#	49mm (2")	124mm (4 7/8")	57mm (2 1/4")	210mm (8 1/4")	Left
	AH45/20#	49mm (2")	124mm (4 7/8")	57mm (2 1/4")	210mm (8 1/4")	Right



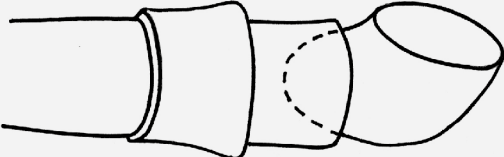
Infant Foam Filled Gloves: Manufacturing Guide

Fig. 1



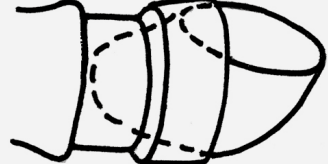
Ascertain desired overall length.

Fig. 2




Peel back glove.

Fig. 3




Shorten and hollow foam so socket is seated within at desired length. Glue socket in position. Allow for correct hand-socket orientation.

Fig. 4



Smooth foam socket transition.

Fig. 5



Roll glove back up and trim as required.

Enhanced Steeplon Hand




- Strong and robust in construction with four rigid fingers and a spring loaded thumb for manual operation providing a lateral grip
- # Denotes finish colour. Add PK for Pale/Pink, ST for Tan, MB for Mid Brown or DB for Dark Brown (see colour chart below)

Note: Supplied with handplate B01172 (p.137). Other handplates available on request.

Part Number	Size	UK Size	Left/Right	Application	Wrist
C22047#	7 ¼	2 ¾" x 5 ½" x 2 ⅛"	Left	Adult	54mm (2 ⅛")
C22048#	7 ¼	2 ¾" x 5 ½" x 2 ⅛"	Right	Adult	54mm (2 ⅛")
C22049#	7 ½	3" x 5 ½" x 2 ⅛"	Left	Adult	54mm (2 ⅛")
C22050#	7 ½	3" x 5 ½" x 2 ⅛"	Right	Adult	54mm (2 ⅛")
C22051#	7 ¾	3 ¼" x 5 ½" x 2 ⅛"	Left	Adult	54mm (2 ⅛")
C22052#	7 ¾	3 ¼" x 5 ½" x 2 ⅛"	Right	Adult	54mm (2 ⅛")

Colours for Steeplon Hand (for indication only):



Fitting Screw

Replacement handplate fitting screw for the Steeplon Hand.

Part Number	Supplied
NSC6011	Each



Leather Gloves

Part Number	UK Glove Size	Fits Hand Sizes	Colour	Supplied
N5-1700-BRS	8 (3 ½") - S	7 ¼" - 8"	Brown	Pair
N5-1700-BRM	9 (4 ½") - M	8 ¼" - 9"	Brown	Pair
N5-1700-BRL	10 (5 ½") - L	9 ½" - 10"	Brown	Pair
N5-1700-BRXL	11 - XL	10 ½" and up	Brown	Pair

Note: A bespoke glove service is available for partial hand patients.



High-definition Custom Silicone

Our high-definition silicone covers are a premium cosmeses, hand-sculpted by our expert technicians at the Steeper Silicone Clinic. Designed to offer a superior, life-like finish, these cosmeses are blended and defined to match the user's sound limb.

Colour Matching

The colour matching process involves our unique Spectromatch device, as opposed to traditional swatches. Our Spectromatch system contains 22,000 colours which combine to match any individual skin tone.

Unique Fabrication

To ensure a hyper-realistic finish, our unique fabrication technique involves colouring the silicone prior to sculpting, as opposed to traditional surface painting. This process allows the silicone to give a translucent finish similar to human skin, to provide exceptional definition, detail, and an even more precise colour match.

Bespoke Service

We can create individual digits, partial hands, partial feet, upper and lower limb covers, along with cosmetic restorations for burns and tissue loss.

Each silicone prosthesis is tailored to the user's exact requirements, sculpted according to prescription detail, specific requests, and photos of the sound limb. Elements such as tattoos, painted nails, veins and surface hair can all be incorporated to match patient expectations.

The Steeper Custom Silicone range is available in specific regions, for more information on how to order, please contact Customer Services, or refer to our Custom Silicone brochure.



- Upper Limb Prosthetics
- Ordering Information
- Myoelectric Hands
- Myoelectric Elbows
- Myoelectric Power & Inputs
- Cable Operated & Spring Hands
- Functional Devices
- Cosmetic Hands & Gloves**
- Modular Arm Systems
- Wrist Units
- Mech. Elbow Units & Joints
- Suspension & Control Systems
- Materials & Tools

- Upper Limb Prosthetics
- Ordering Information
- Myoelectric Hands
- Myoelectric Elbows
- Myoelectric Power & Inputs
- Cable Operated & Spring Hands
- Functional Devices
- Cosmetic Hands & Gloves**
- Modular Arm Systems
- Wrist Units
- Mech. Elbow Units & Joints
- Suspension & Control Systems
- Materials & Tools



A truly modular system with multiple interchange options, allows for rapid assembly and provides a light and easily adjustable alternative for transradial through to fourquarter levels. Finished in soft foam, our modular arm system gives a “soft feel” when compared to exoskeletal systems and may be shaped for an improved cosmetic result.

For transhumeral and higher levels, the upper and lower forearm are connected through an elbow joint that may be manually locked in any one of four positions. The elbow joint is also suited to long transhumeral residual limbs due to its reduced build height option.

A limb build guide for Modular Arm System Components is available on pages 14-15.

- Upper Limb Prosthetics
- Ordering Information
- Myoelectric Hands
- Myoelectric Elbows
- Myoelectric Power & Inputs
- Cable Operated & Spring Hands
- Functional Devices
- Cosmetic Hands & Gloves
- Modular Arm Systems**
- Wrist Units
- Mech. Elbow Units & Joints
- Suspension & Control Systems
- Materials & Tools

- Upper Limb Prosthetics
- Ordering Information
- Myoelectric Hands
- Myoelectric Elbows
- Myoelectric Power & Inputs
- Cable Operated & Spring Hands
- Functional Devices
- Cosmetic Hands & Gloves
- Modular Arm Systems**
- Wrist Units
- Mech. Elbow Units & Joints
- Suspension & Control Systems
- Materials & Tools



Shoulder Unit

Shoulder unit with two independent friction controls for flexion/extension and abduction/adduction. Limit stop on flexion stop/extension range.

Part Number	Description	Weight
C22751	Shoulder Unit	156g (5 ½ oz)



Elbow Unit

Hand operated elbow unit, with four lock positions and tubular aluminium construction. Features a forearm mounted push button lock mechanism.

Minimum Proximal Build Height using Friction Housing: 45mm.
 Minimum Forearm Length using Friction Wrist or Oval Adapter: 135mm.
 Minimum Forearm Length using Female Adapters: 140mm.

Part Number	Description	Weight
C22750	Elbow Unit - Proximal Thread ½" UNF X 20 TPI	214g (7 ½ oz)



Connection Tube

Aluminium connection tube.

Part Number	Length	Weight	Inner Diameter	Outer Diameter
B22753	230mm (9")	39g (1 ⅜ oz)	12.7mm (½")	15.6mm (⅝")



Friction Housing

Adjustable collar applies constant friction to thread for connection directly to the elbow unit using a variety of system components shown on the opposite page. Also for use as a socket adapter in the Endo System.

Part Number	Diameter	Internal Thread	Weight	Height
NHD55108	40mm (1 ½")	½" UNF x 20 TPI	16g (½ oz)	16mm (⅝")
NHD55109	45mm (1 ¾")	½" UNF x 20 TPI	23g (1 oz)	16mm (⅝")
NHD55110	50mm (2")	½" UNF x 20 TPI	30g (1 oz)	16mm (⅝")



Socket Interface

Fixed lamination adapter for direct attachment to Connection Tube (B22753). Supplied with a Split Pin (NPN0009).

Part Number	Weight	Height
B06576	29g (1oz)	40mm (1 ½")

System Adapters



Part Number	Description	Thread	Weight	Height
1 B22513	Female Tube Adapter - To be used as wrist option on C22750, or link proximal C22750 with Connector Tube B22753	Internal Thread ½" UNF x 20 TPI	33g (1oz)	50mm (2")
B23370	Female Tube Adapter - To be used as wrist option on C22750	Internal M12 Thread x 1.5mm	33g (1oz)	50mm (2")
2 B22760	Universal Wrist Adapter - To be used as wrist option on C22750. Allows constant friction control over wrist flexion extension and rotation	Internal Thread ½" UNF x 20 TPI	34g (1oz)	27.5mm (1 ⅙")
3 B22518	Male Tube Adapter - Allows connection between Connection Tube B22753 and Friction Housing NHD55108 - NHD55110	Internal Thread ½" UNF x 20 TPI	12g (½ oz)	41mm (1 ⅝")
4 B22766	Female Tube Adapter - To be used as wrist option on C22750, links to hands with female M12 thread	External M12 Thread x 1.5mm	20g (½ oz)	22mm (⅞")
5 B22762	Extension Female Adapter - Allows an existing system to be lengthened	½" UNF x 20 TPI External to Internal thread	37g (1oz)	27mm (1 ⅙")



Friction Wrist Adapter

For use with 50mm (2") or 54mm (2 1/8") Friction Wrist and Connection Plates, see pages 141 - 143 for more details. Supplied with Split Pin NPN009.

Part Number	Description	Weight	Height
B17951	Multi-Axial Wrist Housing 50mm (2")	41g (1 1/2 oz)	32mm (1 1/4")
B17950	Multi-Axial Wrist Housing 54mm (2 1/8")	37g (1 1/2 oz)	32mm (1 1/4")



Multi-Axial Wrist Housing

Multi-Axial Wrist Housing for attachment to a 54mm Hand Connection Plate. Ball Insert supplied separately (see below).

Part Number	Description	Weight	Height
B22505	Multi-Axial Wrist Housing 54mm (2 1/8")	51g (1 1/2 oz)	25mm (1")



Flexion Ball Inserts

Part Number	Description	Thread	Weight	Height	
1	B22763	Free Flexion Ball Insert - Allows rotation, flexion and extension	Internal Thread 1/2" UNF x 20 TPI	18g (1/2 oz)	24mm (1")
	B22503	Free Flexion Ball Insert - Allows rotation, flexion and extension	Internal Thread 3/8" BSW	20g (1/2 oz)	24mm (1")
2	B22764	Locked Flexion Ball Insert - Allows rotation only	Internal Thread 1/2" UNF x 20 TPI	20g (1/2 oz)	27mm (1")
	B22765	Locked Flexion Ball Insert - Allows rotation only	Internal Thread 3/8" BSW	21g (1/2 oz)	26mm (1")

Hand Connection Plates



Part Number	Wrist Size	External Thread	Shape	Weight	Height	
8	B22758	40mm (1 1/2")	1/2" x 20 TPI	Round - Ottobock Hand Attachment*	14g (1/2 oz)	25mm (1")
	B22757	45mm (1 3/4")	1/2" x 20 TPI	Round - Steeper Hand Attachment*	13g (1/2 oz)	25mm (1")
	B22756	50mm (2")	1/2" x 20 TPI	Round - Steeper Hand Attachment*	15g (1/2 oz)	25mm (1")
	B22755	54mm (2 1/8")	1/2" x 20 TPI	Round - Steeper Hand Attachment*	18g (1/2 oz)	25mm (1")
9	B06257	45mm (1 3/4") Oval	1/2" x 20 TPI	Oval Wrist Passive Hand	10g (1/2 oz)	20mm (3/4")
10	B06856	Oval Wrist No Rotation - Supplied with NPN0009, for use with passive hands with oval wrist option			15g (1/2 oz)	20mm (3/4")

* Also compatible with Ottobock fastening arrangements



Threaded Insert

Part Number	Description
B26431	Threaded Stem. M12 x 1.5mm - 1/2" x 20 TPI
B26430	Threaded Stem. M12 x 1.5mm - M12 x 1.5mm



Inner Foam Cosmesis

Part Number	Description	Weight
C11151	Inner Foam Cosmesis - Transhumeral	90g (3 3/16 oz)
C11152	Inner Foam Cosmesis - Transradial * lowermost section of image	32g (1 1/8 oz)



Outer Fabric Cosmesis

Part Number	Description	Colour	Length
NOB0002	Stockinette Cover	Pale Pink	1m lengths



Thread Conversion Adapter

Part Number	Description	Supplied
B06005	Conversion Sleeve - External Thread ½" UNF x 20 TPI, Internal Thread ¾" BSW To convert UK External Thread to US External Thread	Each
B21871	Conversion Sleeve - External Thread M12 x 1.5mm, Internal Thread ¾" BSW. To convert UK External Thread to European External Thread	Each
B23372	Conversion Sleeve - External Thread ½" UNF x 20 TPI, Internal Thread ⅝" BSF To convert Child UK External Thread to US External Thread	Each



Flexion Bar

Connects with the red bar on C22750 for body powered control over flexion and extension.

Part Number	Description
B22843	Flexion Bar links to C22750 (Metric)
NSC0027	Screw for Flexion Bar - M5 x 12mm (Metric)



Elbow Guard

To protect clothing from becoming trapped. For use with C22750.

Part Number	Description
B05036	Elbow Guard



Finishing Touches

Steeper Hand Finishing

Used to improve realism, hand finishing takes place across the Steeper cosmesis range, from adding intricate details such as nail finishes to PVC and Silicone gloves or additional enhancement to the Elegance Plus range.

Our hand finishing details ensure the Steeper cosmesis range is enjoyed by patients around the world.



We offer a large range of wrist units, in child and adult sizes, offering different functions to suit each individual user.

Where regular interchange of a terminal device or a lock is required, the Heavy Duty Wrist or Child 2-Knob Wrist provides a reliable and durable choice.

The Friction Wrist allows user-adjustable friction control and rotation in a lightweight design, while the Fixed, Oval and Round Connectors provide a simple and effective solution for cosmetic limbs.

A comprehensive range of hand plates and adapter plates is available to satisfy all our products, as well as selected terminal devices from other manufacturers.

- Upper Limb Prosthetics
- Ordering Information
- Myoelectric Hands
- Myoelectric Elbows
- Myoelectric Power & Inputs
- Cable Operated & Spring Hands
- Functional Devices
- Cosmetic Hands & Gloves
- Modular Arm Systems
- Wrist Units
- Mech. Elbow Units & Joints
- Suspension & Control Systems
- Materials & Tools

- Upper Limb Prosthetics
- Ordering Information
- Myoelectric Hands
- Myoelectric Elbows
- Myoelectric Power & Inputs
- Cable Operated & Spring Hands
- Functional Devices
- Cosmetic Hands & Gloves
- Modular Arm Systems
- Wrist Units
- Mech. Elbow Units & Joints
- Suspension & Control Systems
- Materials & Tools



Heavy Duty Wrist Unit

The Heavy Duty Wrist is an easy to maintain unit which provides quick and easy interchanging of the terminal device. It has 12 lockable positions of rotation giving the user improved control and dexterity to complete functional tasks. Available in 2 sizes. When used with one of a variety of hand/adaptor plates, this wrist allows rotation to be free or controlled.

Part Number	Size	Description	Weight	Height
SP249	50mm (2")	Quick release, lock, 12 position rotation	69g (2 ½ oz)	27mm (1")
B01155	54mm (2 ⅛")	Quick release, lock, 12 position rotation	69g (2 ½ oz)	27mm (1")



Wrist Housing - Parallel

The Heavy Duty Wrist Housing is used to secure the Heavy Duty Wrist within the forearm. These housings are available in a range of sizes to suit the desired wrist dimensions and forearm profile.

Part Number	Size	Description	Weight	Height
B00573	50mm (2")	Parallel, bonded into forearm	14g (½ oz)	25mm (1")
B00572	54mm (2 ⅛")	Parallel, bonded into forearm	20g (¾ oz)	25mm (1")



Wrist Housing - Tapered

The Heavy Duty Wrist Housing is used to secure the Heavy Duty Wrist within the forearm. These housings are available in a range of sizes to suit the desired wrist dimensions and forearm profile.

Part Number	Size	Description	Weight	Height
B00825	50mm (2")	3° taper, laminated into forearm	21g (1 oz)	38mm (1 ½")
B00827	54mm (2 ⅛")	3° taper, laminated into forearm	28g (1 oz)	38mm (1 ½")
B00826	54mm (2 ⅛")	6° taper, laminated into forearm	28g (1 oz)	38mm (1 ½")



Hand Connection Plate

For Heavy Duty Wrist; a plain base connection plate for cosmetic and mechanical hands.

Note: Both B01172 and B01179 are also compatible with the Ottobock fastening arrangement.

Part Number	Size	Description	Weight	Height
B01179	50mm (2" x ¾" x ½")	2" Heavy Duty Wrist	50g (1 ¾ oz)	31mm (1 ¼")
B01172	54mm (2 ⅛" x ¾" x ½")	2 ⅛" and 2 ½" Heavy Duty Wrist	56g (2 oz)	31mm (1 ¼")


Wrist Units - Heavy Duty Wrist

Adapter Plates - Flat

Flat adapter plate compatible with a variety of Heavy Duty Wrist sizes.



Part Number	Size	Description	Compatible With	Weight	Height
1	B00967	50mm (2" x 3/4" x 1/2")	3/8" BSW (UK Thread Internal)	42g (1 1/2 oz)	34mm (1 3/8")
	B00900	54mm (2 1/8" x 3/4" x 1/2")	3/8" BSW (UK Thread Internal)	46g (1 5/8 oz)	34mm (1 3/8")
2	B06568	50mm (2" x 3/4" x 1/2")	1/2" x 20TPI (US Thread Internal)	52g (1 3/4 oz)	49mm (2")
3	B22264	54mm (2 1/8" x 3/4" x 1/2")	M12 (European Thread Internal)	60g (2 oz)	53mm (2")




Adapter Plates - Domed

Domed adapter plate compatible with the 54mm (2 1/8") Heavy Duty Wrist.

Part Number	Size	Description	Compatible With	Weight	Height
4	B00965	54mm (2 1/8" x 3/4" x 1/2") Allows free rotation <u>with</u> lock feature	54mm (2 1/8") Heavy Duty Wrist	55g (1 15/16 oz)	29mm (1")
5	B00966	54mm (2 1/8" x 3/4" x 1/2") Allows free rotation <u>without</u> lock feature	54mm (2 1/8") Heavy Duty Wrist	60g (2 oz)	31mm (1")

Wrist Units - Heavy Duty Wrist Spare Parts

Heavy Duty Wrist Unit - Spare Parts



Part Number	Description	Compatible With	Supplied	
6	E17985	Operating Knob Kit 2", 2 1/8"	50mm, 54mm (2", 2 1/8") Heavy Duty Wrists	Each
7	B05435	Sliding Cover - Parallel	All Heavy Duty Wrists	Each
	B05368	Sliding Cover - Tapered	All Heavy Duty Wrists	Each
8	NPN0217	Locking Mills Pin	All Heavy Duty Wrists	Each
9	B00748	Rubber Locking Ring	All Heavy Duty Wrists	Each
10	B00744	Snap Catch Blade	All Heavy Duty Wrists	Each
11	B00746	Catch Blade Spring	All Heavy Duty Wrists	Each
12	NPN0007	Split Pin	All Heavy Duty Wrists	Each
13	B00745	Plug	All Heavy Duty Wrists	Each
14	B18631	Assembly Removal Tool	All Heavy Duty Wrists	Each

Wrist Units - Child's 2-Knob Wrist



Child's 2-Knob Wrist Unit

Where regular interchange of a terminal device, rotation, or a lock is required, the Child's 2-Knob Wrist provides a durable unit that can be easily maintained. Commonly used alongside cosmetic and mechanical hands. A comprehensive range of hand and adapter plates are available to allow rotation with a locking feature (see below). Supplied with parallel housing and three screws.

Part Number	Wrist Size	Description	Weight	Height
B05143	40mm (1 1/2")	(Copper) Quick release, lock, 12 position rotation	56g (2 oz)	33mm (1 1/8")
B05142	45mm (1 3/4")	(Black) Quick release, lock, 12 position rotation	81g (3 oz)	33mm (1 1/8")
NSC0375	40mm (1 1/2") + 45mm (1 3/4")	Replacement Screws		



Child's 2-Knob Wrist Hand Plate

The Child's 2-Knob Wrist Hand Plate fits a wide variety of terminal devices to ensure that this wrist is compatible with most fittings. Can be used with cosmetic and mechanical hands.

Part Number	Wrist Size	Description	Weight	Height
B07030	40mm (1 1/2" x 1/2" x 3/8")	1 1/2" Child 2-Knob Rotary	25g (1 oz)	24mm (1")
B07029	45mm (1 3/4" x 1/2" x 3/8")	1 3/4" Child 2-Knob Rotary	31g (1 oz)	24mm (1")



Child's 2-Knob Wrist Adapter Plate

The Child's 2-Knob Wrist Adapter Plate fits a wide variety of terminal devices with a threaded Stem to ensure that this wrist is compatible with most fittings.

Part Number	Wrist Size	Internal Thread	Weight	Height
B00897	40mm (1 1/2" x 1/2" x 3/8")	5/16" BSF (UK Juvenile Standard)	20g (3/4oz)	27mm (1")
B00821	45mm (1 3/4" x 1/2" x 3/8")	5/16" BSF (UK Juvenile Standard)	27g (1 oz)	27mm (1")
B00905	45mm (1 3/4" x 1/2" x 3/8")	3/8" BSW (UK Adult Standard)	43g (1 1/2 oz)	38mm (1 3/16")

Wrist Units - Lightweight Friction Wrist



Lightweight Friction Wrist

Available in child, juvenile, adolescent and adult sizes, the Lightweight Friction Wrist allows user-adjustable friction control and rotation in a lightweight design. By pulling back the protective ring it is possible to interchange terminal devices.


Part Number	Wrist Size	Application	Weight	Height
C19011	40mm (1 1/2")	Child	33g (1oz)	32mm (1 1/2")
C12848	45mm (1 3/4")	Child/Juvenile	39g (1oz)	32mm (1 1/4")
C12810	50mm (2")	Adolescent/Adult	50g (1 3/4 oz)	33mm (1 1/4")
C12824	54mm (2 1/8")	Adult	57g (2 oz)	33mm (1 1/4")



Friction Wrist - Spare Parts

Part Number	Size	Description	Supplied
1	C18132	40mm (1 1/2")	Friction Ring
	B12852	45mm (1 3/4")	Friction Ring
	B12815	50mm (2")	Friction Ring
	B12821	54mm (2 1/8")	Friction Ring
2	B18133	40mm (1 1/2")	Protective Ring
	B12850	45mm (1 3/4")	Protective Ring
	B12813	50mm (2")	Protective Ring
	B12819	54mm (2 1/8")	Protective Ring

Wrist Units - Lightweight Friction Wrist



Friction Wrist Adapter Plate

Friction Wrist Adapter Plate allows for locking, friction, free, and interrupted control over rotation of a terminal device with a threaded Stem.

Part Number	Wrist Size	Internal Thread	Weight	Height	
1	B18161	40mm (1 1/2")	5/16" BSF (UK Juvenile Standard)	9g (1/2 oz)	14mm (1/2")
	B22959	40mm (1 1/2")	M12 x 1.5 (European Standard)	11g (1/2 oz)	18mm (3/4")
1a	B19639	40mm (1 1/2")	1/2" x 20 TPI (US Standard)	9g (1/2 oz)	18mm (3/4")
	B18169	45mm (1 3/4")	5/16" BSF (UK Juvenile Standard)	15g (1/2 oz)	18mm (3/4")
	B18170	45mm (1 3/4")	3/8" BSW (UK Adult Standard)	15g (1/2 oz)	18mm (3/4")
	B18171	45mm (1 3/4")	M12 x 1.5 (European Standard)	12g (1/2 oz)	18mm (3/4")
	B18172	45mm (1 3/4")	1/2" x 20 TPI (US Standard)	11g (1/2 oz)	18mm (3/4")
	B18173	50mm (2")	3/8" BSW (UK Adult Standard)	17g (1/2 oz)	18mm (3/4")
	B18174	50mm (2")	M12 x 1.5 (European Standard)	17g (1/2 oz)	18mm (3/4")
	B18175	50mm (2")	1/2" x 20 TPI (US Standard)	15g (1/2 oz)	18mm (3/4")
	B18176	54mm (2 1/8")	3/8" BSW (UK Adult Standard)	20g (3/4 oz)	18mm (3/4")
	B18177	54mm (2 1/8")	M12 x 1.5 (European Standard)	19g (1/2 oz)	18mm (3/4")
	B18178	54mm (2 1/8")	1/2" x 20 TPI (US Standard)	19g (1/2 oz)	18mm (3/4")



Friction Wrist Hand Connection Plates (no inserts)

For fitting with plain based cosmetic foam hands.

Part Number	Wrist Size	Weight	Height
B18165	40mm (1 1/2")	6g (1/8 oz)	8mm (3/8")
B18215	45mm (1 3/4")	9g (1/8 oz)	8mm (3/8")
B12811	50mm (2")	17g (1/2 oz)	8mm (3/8")
B12817	54mm (2 1/8")	19g (5/8 oz)	8mm (3/8")

Wrist Units - Lightweight Friction and Short Wrist



Friction Wrist Hand Connection Handplate

Friction Wrist Hand Connection Handplate for Steeper Myoelectric, Spring Operated, and Cable Operated Hands

Part Number	Wrist Size	Weight	Height
SFW045	45mm (1 3/4")	14g (1/2 oz)	9mm (3/8")
SFW050	50mm (2")	16g (1/2 oz)	9mm (3/8")
SFW054	54mm (2 1/8")	20g (3/4 oz)	9mm (3/8")



Friction Wrist Housing

The Friction Wrist Housing can be used as a stand alone wrist and can be mounted directly into the forearm and provides friction control over the rotation of the wrist which is pre-set via an adjustment screw. Available in a variety of wrist diameters and threaded stem sizes.

Part Number	Description	Thread	Weight	Height
NHD55108	Friction Housing 40mm (1 1/2")	Internal Thread 1/2" UNF x 20 TPI	16g (3/4 oz)	16mm (5/8")
NHD55109	Friction Housing 45mm (1 3/4")	Internal Thread 1/2" UNF x 20 TPI	23g (3/4 oz)	16mm (5/8")
NHD55110	Friction Housing 50mm (2")	Internal Thread 1/2" UNF x 20 TPI	30g (1 oz)	16mm (5/8")
NHD55108-M12	Friction Housing 40mm (1 1/2")	Internal Thread M12	22g (3/4 oz)	16mm (5/8")
NHD55109-M12	Friction Housing 45mm (1 3/4")	Internal Thread M12	22g (3/4 oz)	16mm (5/8")
NHD55110-M12	Friction Housing 50mm (2")	Internal Thread M12	31g (1 oz)	16mm (5/8")



Short Wrist

Providing the shortest build height, the Short Wrist can be used as a stand alone wrist and can be mounted directly into the forearm. BBSW50 and BBSW45 allow for the terminal device to be easily disengaged. These devices provide friction control over the rotation of the wrist which is pre-set via an adjustment screw. Available in a variety of wrist diameters and threaded stem sizes.

Part Number	Size	Description	Weight	Height
MKSW45	45mm (2")	1/2" x 20 TPI Internal Thread	18g (1 oz)	10mm (3/8")
MKSW50	50mm (2")	1/2" x 20 TPI Internal Thread	22g (3/4 oz)	10mm (3/8")
MKSW50-M12	50mm (2")	M12 Internal Thread	22g (3/4 oz)	10mm (3/8")

Wrist Units - Wooden and Fixed Wrists



Wooden Fixed Wrist

A lightweight wooden wrist that can be modified to produce a bespoke wrist profile. Commonly used alongside a cosmetic hand to create a lightweight prosthesis.

Part Number	Size	Description	Weight	Height
N621020100	60mm (2 3/8")	M12 thread. Parallel, bonded into forearm	40g (1 1/2")	36mm (1 27/64")



Fixed Wrist Connector and Former - Round

Commonly used in the manufacture of lightweight cosmetic devices, the Fixed Wrist allows the bonding of a Steeper cosmetic hand to a custom forearm. The wrist former allows the fixed wrist connector to be retrofitted once an outer laminate forearm has been manufactured.

The round fixed wrist connector is also compatible with the Multi-Axial Wrist Housing and Free Flexion Ball Insert (p.109), providing an exoskeletal wrist with variable friction control over rotation, flexion and extension.

Fixed Wrist Part Number	Former Part Number	Wrist Size	Weight	Height
1 B05963	2 SB12136/1	40mm (1 1/2")	7g (1/4 oz)	16mm (5/8")
B05441	SB12136/2	45mm (1 3/4")	9g (5/16 oz)	19mm (3/4")
B05440	SB12136/3	50mm (2")	11g (3/8 oz)	19mm (3/4")
B05439	SB12136/4	54mm (2 1/8")	13g (1/2 oz)	19mm (3/4")

Wrist Units - Fixed Wrist and Hand Plates



Fixed Wrist Connector and Former - Oval

Commonly used in the manufacture of lightweight cosmetic devices, the Fixed Wrist allows the bonding of a Steeper Cosmetic Hand to a custom forearm. The wrist former allows the fixed wrist connector to be retrofitted once an outer laminate forearm has been manufactured.

Fixed Wrist Part Number	Wrist Size	Weight	Height	Former Part Number
3 B06252	45mm (1 3/4")	7g (1/4 oz)	22mm (3/4")	4 B06986
B06256	50mm (2")	10g (3/8 oz)	22mm (3/4")	B06985
B06255	54mm (2 1/8")	13g (1/2 oz)	32mm (1 1/4")	B06984



Hand Plate - North American - 1/2"

For use with Foam Hand with Oval base (2 1/2" - 3 3/4").

1. Is used with Steeper foam hand with round interface.
2. Is used with foam hand with oval wrist exposed.

Part Number	Wrist Size	External Thread	Shape	Weight	Height
1 B10530	40mm	1/2" x 20 TPI	Round - Steeper Hand Attachment	10g (1/2 oz)	26mm (1")
B22758	40mm	1/2" x 20 TPI	Round - Ottobock Hand Attachment	14g (1/2 oz)	26mm (1")
B22757	45mm	1/2" x 20 TPI	Round - Steeper Hand Attachment	13g (1/2 oz)	26mm (1")
B22756	50mm	1/2" x 20 TPI	Round - Steeper Hand Attachment	16g (1/2 oz)	26mm (1")
B22755	54mm	1/2" x 20 TPI	Round - Steeper Hand Attachment	17g (3/4 oz)	26mm (1")

Both B22757, B22756 and B22755 are also compatible with Ottobock fastening arrangement.

2 B06257	45mm	1/2" x 20 TPI	Oval	9g (3/8 oz)	20mm (3/4")
----------	------	---------------	------	-------------	-------------



Hand Plate - European - M12

For use with cosmetic and mechanical hands with a round interface.

Part Number	Wrist Size	External Thread	Shape	Weight	Height
B22768	40mm (1 1/2" x 3/4" x M12)	M12 x 1.5	Round	11g (1/2 oz)	18mm (3/4")
B07786	45mm (1 3/4" x 3/4" x M12)	M12 x 1.5	Round	32g (1 oz)	20mm (3/4")
B06942	50mm (2" x 3/4" x M12)	M12 x 1.5	Round	43g (1 1/2 oz)	20mm (3/4")

Both B06942 and B07786 are also compatible with Ottobock fastening arrangement.



The Steeper range of mechanical elbows offer a variety of devices which can be controlled with body power, via a harnessing system or using a sound limb.

The mechanical elbow range is able to connect to a range of terminal devices and combined with a choice of componentry create a full upper limb system.

Espire™ Elbow Classic

The Espire Classic is a mechanical elbow featuring a forearm counterbalancing mechanism, and a manual lock to allow the patient to freely position the device with minimal effort, the elbow lock is controlled via a cable on the device with a simple upwards pull this can be done with the sound hand or via another body movement captured through a harness. Humeral rotation can be controlled via means of friction adjustment.

As it contains no electronics or circuitry, it is the ideal option for patients seeking a lightweight elbow solution.

The Espire Classic features the same anatomical shape as the other Espire models and is sided to further aid this aesthetic.



Features and Benefits

- Counterbalance mechanism to negate the effects of gravity and allows the patient to position the forearm with minimal effort
- Mechanical locking mechanism that can be locked or unlocked under load, with a maximum holding limit of 11.3kg
- Body-powered elbow
- Forearm counterbalance for lift compensation and offsets the weight
- Two dial placement options available: lateral or medial
- Anatomically shaped with a natural resting position
- Lightweight build
- Three standard finishes; Brown, Caucasian and Black
- Three enhanced finishes; Pearlescent White, Metallic Silver and Carbon Fibre available; additional charges may apply
- Custom finishes available, see www.steepergroup.com for more details



Espire™ Classic Technical Information

Elbow Joint Control	Elbow Lock	Locking Positions	Lift Compensation	Dial Placement Options	Flexion Angle	Terminal Device Control
Mechanical	Manual	13	Counterbalance	Medial or Lateral	-5 - 135°	Mechanical

Mode of Operation	Connections		Warranty
	Inputs	Outputs	
Mechanical	0	0	1 Year

Size	Device Weight
Small (45mm)	651g (23 oz)
Standard (50mm)	671g (23 2/3 oz)

Note: The Espire Elbow dimensions table can be found on p.39.

Espire™ Classic Ordering Information

Part ID	Side	Colour	Dial Placement	Size
EEC	-			
	Left L Right R	Brown B Caucasian C Jet Black J Silver S White W Black Carbon Fibre 001	Lateral L Medial M	Small S Standard D

Example Part Number:

Espire Classic Elbow, Left, Jet Black, Standard size: **EEC-LJMD**

Note: Espire Elbow Classic Order Form is available on the next page.

Espire Classic

Included:
Espire Classic, hex key
and lamination kit.



1. Select Espire Classic Model

EEC - **L/R** **B/C/J/S/W/001** **M/L** **D/S**

Side	Code	Colour	Code	Dial Location	Code	Size	Code
Left	L	Brown	B	Medial	M	Standard	D
Right	R	Caucasian	C	Lateral	L	Small	S
		Jet Black	J				
		Silver	S				
		White	W				
		Black Carbon Finish	001				
		Custom Colour*					

*Please specify upon ordering

2. Cable Accessories

Forearm Cable Lift Kit For medial standard (EE-FCL-E) All other models (EE-FCL-S)

Transhumeral Control Cable Kit (C18574)


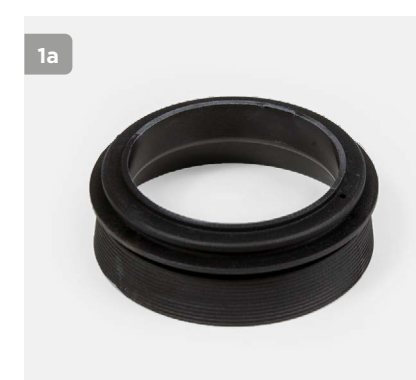

3. Select Wrist

- Steeper Friction Wrist 45mm wrist (C12848) 50mm wrist (C12810)
- Steeper Short Wrist 45mm wrist (BBSW45) 50mm wrist (BBSW50)
- Steeper Heavy-Duty Wrist 50mm wrist (SP249)
- Steeper Child's 2-Knob Wrist 45mm wrist (B05142)

NB: Please order the appropriate connection plates to fit to the selected wrist and terminal device, which must be ordered separately.

Additional Information

Espire Elbow Lamination Parts



Part Number	Description
1 EE-LK	Espire Elbow Complete Lamination Kit (including screws)
1a EE-LCO	Espire Elbow Lamination Collar
1b EE-LCP	Espire Elbow Lamination Clamp
1c EE-LD	Espire Elbow Lamination Dummy
1d EE-CS	Espire Elbow Lamination Clamp Screws (2pc) M2.5 x 12mm



Forearm Cable Lift Kit

Lift-assist option for cable-controlled prostheses. Kits include a leather cable loop, 2-pc rivet, 10-32 fasteners (2), bushings (2), and a 7.6mm (1/4") drill bit with collar. To be used on the Espire Hybrid, Classic Plus, Classic and Basic.

Part Number	Description	To Fit
EE-FCL-E	Forearm Cable Lift Kit, Extended	Standard size elbows (50mm) with medial dial placement
EE-FCL-S	Forearm Cable Lift Kit, Standard	All elbows except standard size (50mm) elbow with medial dial placement



Automatic Elbow

Automatic Elbow with eight lock positions that can be engaged/disengaged alternately through the actuator. This can be done with the sound hand or by another body movement captured through a harness. Locked/unlocked control of humeral rotation also allows for friction adjustment of this movement.

- Detachable forearms with parallel distal sections are available in various wrist sizes.
- Links proximally to parallel or tapered lateral rings.
- Four colours available.

Note: # Denotes finish colour. Add **PK** for Pink, **ST** for Tan, **MB** for Mid Brown or **DB** for Dark Brown.

Part Number	Elbow Size (Dia.)	Description	Wrist Options	Weight
B11185#	58mm (2 ¼")	Automatic Elbow, Child	38mm, 45mm (1 ½", 1 ¾")	255g (9 oz)
C07375#	64mm (2 ½")	Automatic Elbow, Adolescent	50mm, 54mm (2", 2 ½")	328g (11 ½ oz)
C07286#	70mm (2 ¾")	Automatic Elbow, Adult	50mm, 54mm (2", 2 ½")	346g (12 oz)




Prefabricated Forearm for Automatic Elbow

Laminated in polyester with toughened integrated side steels to fit the Automatic Elbow. Side steels have prepositioned holes for placement of forearm pulley, and the parallel distal section allows finished lengths to be determined accurately. Supplied in four colours. Please contact Customer Services for alternative colour requirements.

Note: # Denotes finish colour. Add **PK** for Pink, **ST** for Tan, **MB** for Mid Brown or **DB** for Dark Brown.

Part Number	Elbow Size (Dia.)	Description	External Wrist (Dia.)	Overall Length	Parallel Length	Weight
C10564#	58mm (2 ¼")	Child Forearm	38mm (1 ½")	226mm (9")	120mm (4 ¾")	117g (4 oz)
C10560#	58mm (2 ¼")	Child Forearm	45mm (1 ¾")	230mm (9")	120mm (4 ¾")	94g (3 ½ oz)
C10552#	64mm (2 ½")	Adolescent Forearm	50mm (2")	260mm (10 ¼")	120mm (4 ¾")	114g (4 oz)
C10556#	64mm (2 ½")	Adolescent Forearm	54mm (2 ½")	275mm (11")	120mm (4 ¾")	155g (5 ½ oz)
C11381#	70mm (2 ¾")	Adult Forearm	50mm (2")	305mm (12")	120mm (4 ¾")	184g (6 ½ oz)
C07646#	70mm (2 ¾")	Adult Forearm	54mm (2 ½")	307mm (12")	120mm (4 ¾")	174g (6 oz)

Colours for Automatic and Manual Elbows (for indication only):



Adult Manual Elbow

Adult Elbow with manual control of five locking positions or free swing mode, and friction control over "ball into detent" humeral rotation. The integral forearm has a parallel distal section of 54mm (2 ½") for wrist placement. Four colour choices. Links proximally to B00230 or B06563 Lateral Rings (see below).

Note: # Denotes finish colour. Add **PK** for Pink, **ST** for Tan, **MB** for Mid Brown or **DB** for Dark Brown.

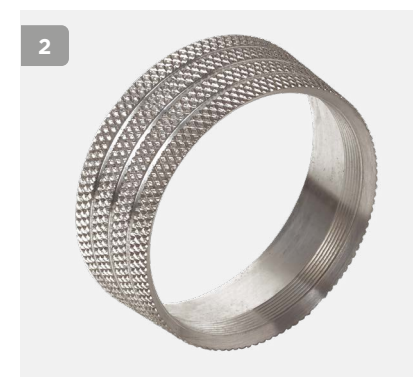
Part Number	Elbow Size (Dia.)	Wrist Diameter	Weight
B10612#	70mm (2 ¾")	54mm (2 ½")	484g (17 oz)



Child Friction Elbow

Child Friction elbow with adjustable friction control of flexion, extension and humeral rotation. Side bars allow attachment of a locally made forearm, and features an integral proximal attachment plate for socket attachment. May also be used as a lightweight friction shoulder joint. Pale/Pink supplied as standard.

Part Number	Elbow Size (Diameter)	Weight
C10828	38mm (1 ½")	72g (2 ½ oz)
C10826	45mm (1 ¾")	81g (3 oz)



Lateral Rings

Lateral Rings for Manual and Automatic Elbows. External knurl for secure adhesion of laminate and internal thread allowing elbow to be fitted, secured or removed as necessary.

Part Number	Elbow Size (Dia.)	Description	Elbow	Weight
1 B12433	58mm (2 ¼")	Parallel	Automatic	24g (1oz)
B07384	64mm (2 ½")	Parallel	Automatic	24g (1oz)
B00230	70mm (2 ¾")	Parallel	Automatic or Manual	22g (1oz)
2 B06563	70mm (2 ¾")	5° Taper	Automatic or Manual	26g (1oz)




Elbow Dome

Note: # Denotes finish colour. Add **PK** for Pink, **ST** for Tan, **MB** for Mid Brown or **DB** for Dark Brown. See page 152 for colour indications.


Part Number	Size (Dia.)	Description	Elbow
E20544#	58mm (2 ¼")	Elbow Dome, Slides, 4 Screws	Automatic Elbow
E20517#	64mm (2 ½")	Elbow Dome, Slides, 4 Screws	Automatic Elbow
E20518#	70mm (2 ¾")	Elbow Dome, Slides, 4 Screws	Automatic Elbow
B05885#	70mm (2 ¾")	Elbow Dome	Manual Elbow

Automatic Elbow Spare Parts



Part Number	Description	Elbow	Supplied	
1	E18026	Plunger Assembly	58mm (2 ¼") Automatic Elbow	Each
	E14066	Plunger Assembly	64mm (2 ½") and 70mm (2 ¾") Automatic Elbow	Each
2	NCR0012	Circlip	58mm (2 ¼") Automatic Elbow	Each
	NCR0003	Circlip	64mm (2 ½") and 70mm (2 ¾") Automatic Elbow	Each
3	SP800	Cam Return Spring	All sizes Automatic Elbow	Pack of 10
4	B07832	Lateral Operating Ring	58mm (2 ¼") Automatic Elbow	Each
	B07400	Lateral Operating Ring	64mm (2 ½") Automatic Elbow	Each
	B08642	Lateral Operating Ring	70mm (2 ¾") Automatic Elbow	Each
5	A00711	Spacer Shim 0.10mm	All sizes Automatic Elbow	Each
	A00710	Spacer Shim 0.20mm	All sizes Automatic Elbow	Each
	A00709	Spacer Shim 0.30mm	All sizes Automatic Elbow	Each

Button Screws



Part Number	Description	Elbow	
6	A00564	Button Screw	All sizes Automatic Elbow
6a	B05116	Slotted Screw	Manual Elbow
	B10841	Slotted Screw for Child Elbow	Child Friction Elbow
7	A00891	Torsion Socket Spanner for A00564 (¼" Drive Head)	N/A

Note: All side steels are supplied individually - not in pairs.



Automatic Lock Joints

Stainless steel lock joints suitable for prosthetic/orthotic application. May be inverted for manual operation on a forearm. The system incorporates a shoulder shrug operated lock, and a short extension piece below the joint may be used to stabilise the socket. Supplied in matte finish.

Part Number	Description	Length	Joint Head Width	Steel Thickness
1	C12693	Left Medial - Auto Lock	14.4mm (5/8")	2.6mm (1/8") Lower, 3.2mm (1/8") Upper
	C12623	Right Medial - Auto Lock	14.4mm (5/8")	2.6mm (1/8") Lower, 3.2mm (1/8") Upper
2	B01197	Left/Right Lateral - Free Swing	8.2mm (3/8")	2.6mm (1/8")



Manual Lock Joints

Manual Lock Joint for flail arm application. Supplied with a series of pre-drilled and M3 tapped holes along the length and with a manually operated release mechanism on the forearm.

Part Number	Description	Length	Joint Head Width	Steel Thickness
C12701	Left Medial - Manual lock	400mm (15 3/4")	14.4mm (5/8")	2.6mm (1/8") Lower, 3.2mm (1/8") Upper
C12696	Right Medial - Manual lock	400mm (15 3/4")	14.4mm (5/8")	2.6mm (1/8") Lower, 3.2mm (1/8") Upper


Note: All side steels are supplied individually - not in pairs.



Free Swing Joints

Suitable for long transhumeral prostheses or as guide joints for very short transradial prostheses or for elbow orthoses. These joints are manufactured from stainless steel for increased durability, and fitted with an extension stop at 8°. Supplied unassembled, the joints are riveted at set up.

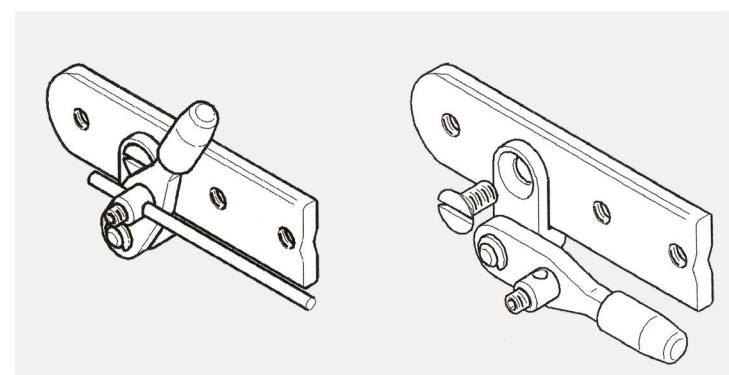
Part Number	Description	Length	Width	Thickness	Boss Diameter
B10168	Plain Joint Left Medial/Right Lateral - Free Swing	353mm (14")	9.5mm (3/8")	1.6mm (1/16")	16mm (5/8")
B07990	Plain Joint Right Medial/Left Lateral - Free Swing	353mm (14")	9.5mm (3/8")	1.6mm (1/16")	16mm (5/8")



Friction Control Joints

Friction adjustment to allow passive positioning of prosthetic forearm or orthosis. Non-locking. Child application.

Part Number	Description	Length	Width	Thickness	Boss Diameter	
3	B05774	Left Medial - Friction Steel	65mm (6 1/2")	9.5mm (3/8")	1.6mm (1/16")	16mm (5/8")
	B05775	Right Medial - Friction Steel	65mm (6 1/2")	9.5mm (3/8")	1.6mm (1/16")	16mm (5/8")
4	B11263	Left Lateral - Free Swing	65mm (6 1/2")	9.5mm (3/8")	1.6mm (1/16")	16mm (5/8")
	B11264	Right Lateral - Free Swing	65mm (6 1/2")	9.5mm (3/8")	1.6mm (1/16")	16mm (5/8")



Operating Lever Kit

The Operating Lever Kit is designed to be used with the following joints (C12693, C12623 and C12696), and provides an alternative manual lever release mechanism. The lever release should be situated on the forearm which requires the auto lock steels to be inverted.

Part Number	Description
E21197	Operating Lever Kit


Axis Shoulder

The Axis Shoulder from College Park features a friction hinge shoulder joint, which can be locked with simple switches or myoelectric signals simplifying the need for harnessing by removing the need for large body movements.

The shoulder joint provides improved task control and a natural range of motion for ease of the user when carrying out activities of daily living. Able to operate as a free swing joint and provide 240° arc motion to mimic the natural movement of the joint. The Axis Shoulder can be integrated with all upper limb control systems with a special channel to conceal and protect power cables.

Available in 3 options; Exo, Endo for use with all upper limb control systems or electronic with electric lock actuator which can only be used with the Espire Pro or Hybrid, for more information about inputs and Espire Elbow Pro and Hybrid models please see p. 32-35.

Note: This product is provided by College Park in the USA and distributed by Steeper across other markets, however may not be available in all regions, please speak to your Steeper representative for more information.



Part Number	Description	Compatibility
1	NSJ90-BK Exo Axis Shoulder*	All upper limb control systems
2	NSJ100-BK Endo Axis Shoulder*	All upper limb control systems
3	NSJ92-BK Axis Electronic Exoskeletal Shoulder with Electronic Lock Actuator	Espire Pro and Hybrid

* Includes shoulder joint, mounting ring and hardware

Axis Shoulder Technical Information

Model	Swing	Locking Positions	Abduction	Weight Limit	Mounting	Weight	Warranty
Exo	240°	25	180°	23kg (50lb)	Exo	290g (10oz)	2 years
Endo	240°	25	180°	23kg (50lb)	Endo	290g (10oz)	2 years
Electronic	240°	25	180°	23kg (50lb)	Exo	318g (11oz)	2 years

Axis Shoulder Additional Parts



Part Number	Description
1	NSJ43 Lock Release Kit
2	NSJ45 Nudge Kit
3	NSJ60 3 Spoke Mounting Plate, Black
4	NSJ63 Straight Mounting Plate, Aluminium
5	156365 Espire Elbow Endo Adapter Kit

Note: Products 1 - 4 are provided by College Park in the USA and distributed by Steeper across other markets, however may not be available in all regions, please speak to your Steeper representative for more information.



Suspension systems act as an anchor point, aiding stabilisation of the prosthesis. They vary in design from simple webbing to full elasticated corsets.

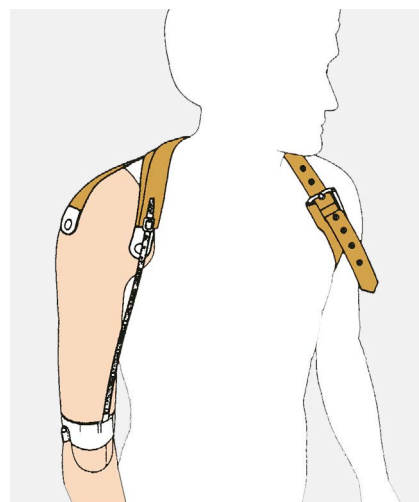
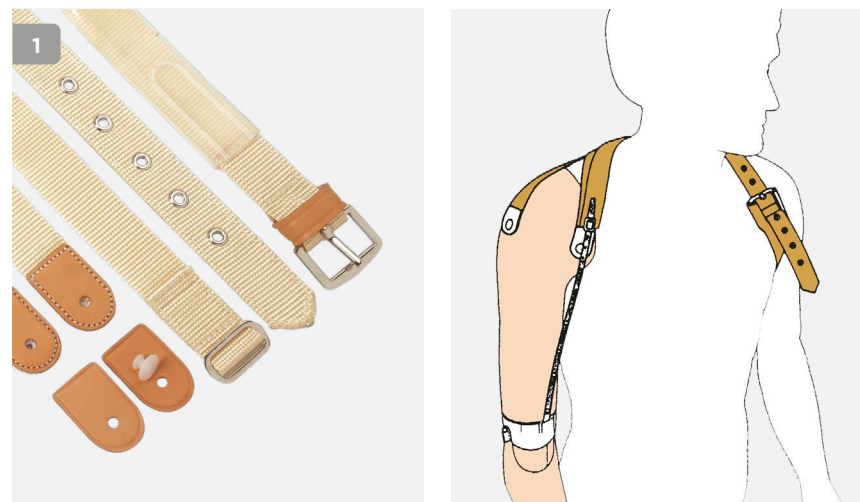
Where body motion is utilised to operate an elbow or terminal device, control system kits are available in a number of different cable materials, together with all associated guides, pulleys and terminal device connections.

The control system is linked to the suspension to provide an 'Operating Harness'.

- Upper Limb Prosthetics
- Ordering Information
- Myoelectric Hands
- Myoelectric Elbows
- Myoelectric Power & Inputs
- Cable Operated & Spring Hands
- Functional Devices
- Cosmetic Hands & Gloves
- Modular Arm Systems
- Wrist Units
- Mech. Elbow Units & Joints
- Suspension & Control Systems**
- Materials & Tools

- Upper Limb Prosthetics
- Ordering Information
- Myoelectric Hands
- Myoelectric Elbows
- Myoelectric Power & Inputs
- Cable Operated & Spring Hands
- Functional Devices
- Cosmetic Hands & Gloves
- Modular Arm Systems
- Wrist Units
- Mech. Elbow Units & Joints
- Suspension & Control Systems**
- Materials & Tools

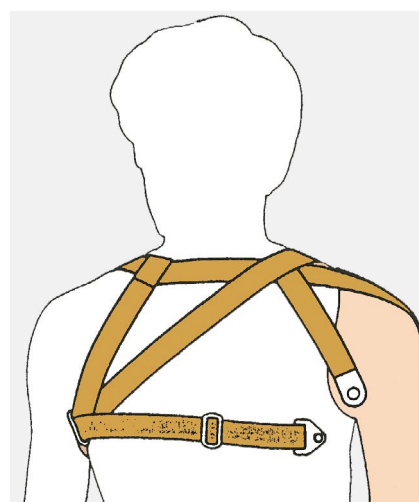
Transhumeral Suspension Kit



Supplied in peach nylon. Three-piece socket attachment, elasticated posterior section to ensure firm and comfortable fit, adjustable by means of a buckle system.

Note: Elbow Lock Strap and Control Cable Kit to be ordered separately. Control Cable Kit includes link to Suspension Kit.

19mm kits for use with Perlon operating system only.


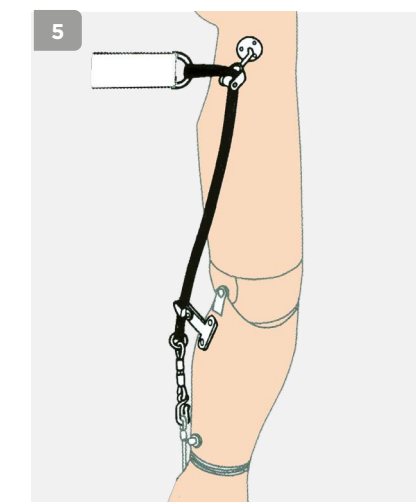
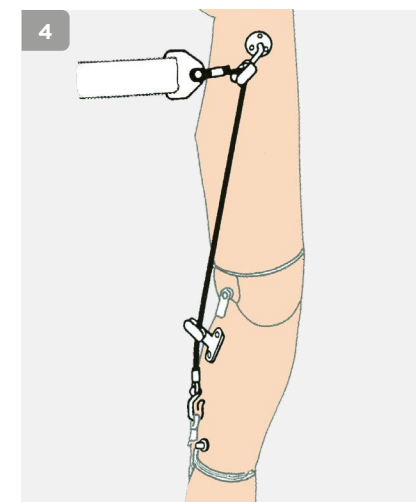
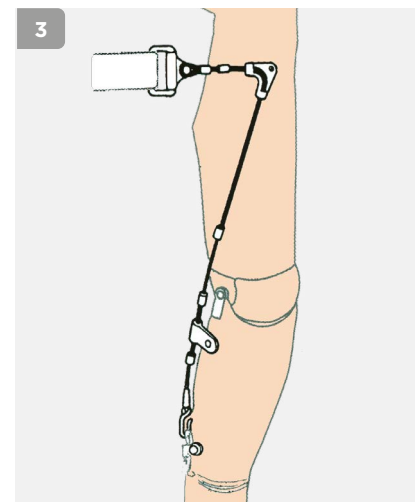


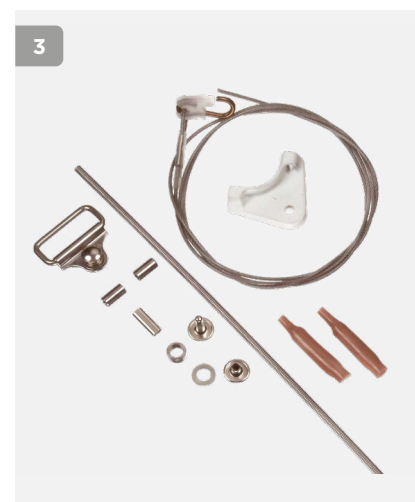


Part Number	Description
1 C18575	19mm (¾") - Transhumeral Suspension Kit - Child
C18574	25mm (1") - Transhumeral Suspension Kit - Adult*
2 B10548	Elbow Lock Strap for use with the automatic elbow p.152

*B05515 25MM Steel Control Cable Connector Required when connecting the Espire Elbow Lock Cable.


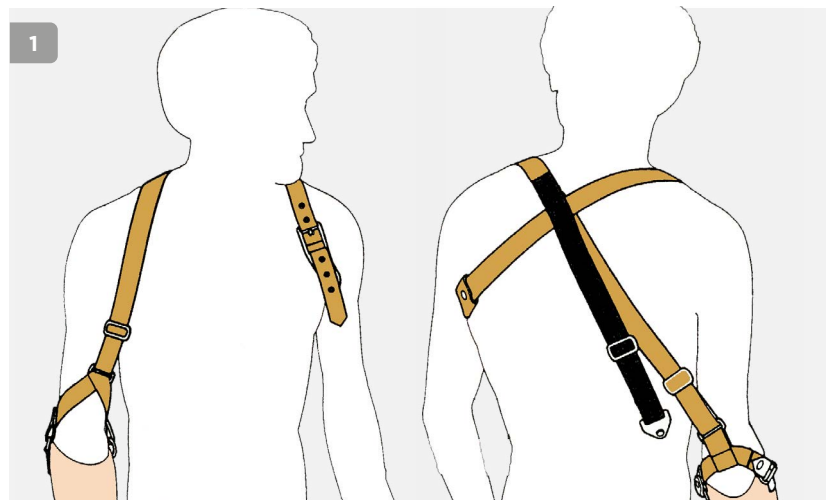
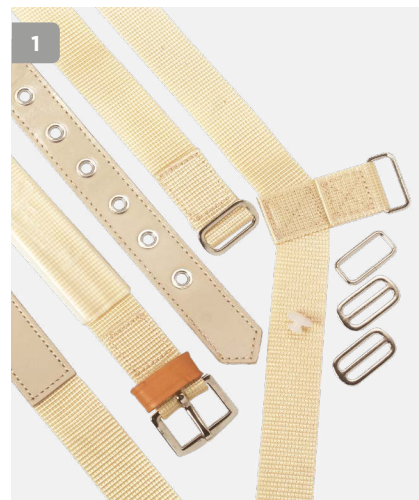
See page 172 for further details on adapters.

Transhumeral Control Cables



Part Number	Description	Suspension Link Size
3 C00307	Steel Cable Kit - Adult, Heavy Duty Use	25mm (1")
4 C18378	Perlon Cable Kit - Child	19mm (¾")
C18377	Perlon Cable Kit - Adult, Light Duty	25mm (1")
5 C18376	Nylon Cable Kit - Adult, General Use	25mm (1")
B11300	Spare Nylon Control Cable	N/A
6 B18527	Spare Nylon Control Cable with Box Type S Hook attached	N/A

Transradial Suspension Kit






Supplied in peach nylon. Two-point socket attachment adjusted by a slide and buckle system for a comfortable fit.

Note: Control Cable Kit to be ordered separately. Control Cable Kit includes link to Suspension Kit.


19mm kits for use with Perlon operating system only.

Part Number	Description
1	C18577 19mm (¾") - Transradial Suspension Kit - Child C18576 25mm (1") - Transradial Suspension Kit - Adult
2	E19367 Chape Kit - Suitable for 19mm or 25mm Application - For attachment of Transradial Suspension Kit to the socket. Supplied without rivets.

Transradial Control Cables




Part Number	Description	Suspension Link Size
3	C00309 Steel Cable Kit - Adult, Heavy Duty Use	25mm (1") Adult Kit
4	C18379 Nylon Cable Kit - Adult, General Use	25mm (1") Adult Kit
5	C18381 Perlon Cable Kit - Child	19mm (¾") Childs Kit
	C18380 Perlon Cable Kit - Adult, Light Duty	25mm (1") Adult Kit



P-Loop Operating Harness Kit

For transradial and wrist disarticulation applications. A detachable harness to be used in conjunction with a Transradial Control Cable, supplied in peach nylon. Control Cable to be ordered separately.

Part Number	Description	Length
E18625	Child 19mm (¾") width	400mm (15 ¾")
E18624	Adult 25mm (1") width	400mm (15 ¾")



Narrow Upper Arm Band with Side Suspension Straps

Manufactured in bridle leather with soft leather lining. Linked to prosthesis with elasticated straps provided.

A traditional suspension type for transradial prosthesis.


Part Number	Description	Width
E18882	Leather Upper Arm Band with Soft Leather Lining - Adult	25mm (1")



Tab Ends

Part Number	Description
1 B11294	Leather Tab End - 19mm (3/4") - Child
B11212	Leather Tab End - 25mm (1") - Adult
2 B11214	Leather Tab End Shaped - Detachable - 19mm (3/4") - Child
B11213	Leather Tab End Shaped - Detachable - 25mm (1") - Adult

Buckles and Brace Clips




Part Number	Description	Supplied
3 NFT0079	19mm (3/4") Buckle	Each
NFT0080	25mm (1") Buckle	Pack of 10
4 NFT0505	Brace Clip and 19mm (3/4") Loop	Pack of 10
NFT0515	Brace Clip 19mm (3/4")	Each
5 NFT0503	10mm (3/8") Buckle and Attachment	Pack of 10

Cable Routing Accessories



Part Number	Description	Supplied
6 B05337	Pulley for Perlon	Each
7 B05345	Pulley for Nylon Cord	Each
8 C00353	Swivel Guide for Steel	Each
9 B10514	Double Roller Flexion Lever - Perlon	Each
10 B10508	Single Roller Flexion Lever - Nylon	Each
11 NHD0036	Conduit for Cable - For 1.5mm Cable	Feet
NHD50456	Conduit for Cable - For 2mm Cable	25 Feet Roll
12 A00806	Conduit End Cap	Each

Harness Ring, Loops and Slides



Part Number	Description	Supplied	
1	NFT0660	45mm (1 3/4") Diameter Harness Ring	Each
	NFT0661	54mm (2 1/8") Diameter Harness Ring	Each
	NHD51601	62mm (2 3/8") Diameter Harness Ring	Each
	NFT0083	10mm (3/8") Plated Ring	Each
2	NFT0087	19mm (3/4") Plated Loop	Pack of 10
	NFT0070	25mm (1") Plated Loop	Pack of 10
3	NFT0081	25mm (1") Plated D shaped Loop	Each
4	NFT0088	19mm (3/4") Slide	Each
	NFT0089	25mm (1") Slide	Pack of 10



Elasticated Corset

A beige, two-way stretch fabric suitable for suspending transradial cosmetic prosthesis. Corset may be stitched or glued to prosthesis.

Part Number	Description	Circumference	Supplied
C11278	Child	127mm (5")	Each
C11279	Child	140mm (5 1/2")	Each
C11280	Child	152mm (6")	Each
C11281	Adult	178mm (7")	Each
C11282	Adult	203mm (8")	Each
C11283	Adult	229mm (9")	Each

Axilla Pad



Part Number	Description	Supplied	
5	B00842	PVC - 19mm Child	Each
	C00242	PVC - 25mm Adult	Each
6	A00882	Collar Stem	Each
7	NFM0030	Tubifoam - 15mm (5/8") (for 19mm (3/4") strap) Child	Each
	NFM0031	Tubifoam - 21mm (3/4") (for 25mm (1") strap) Adult	Each



Arm Donning Sleeve

Part Number	Size	Distal Circumference	Proximal Circumference	Length	Supplied
NGC006S	Small	240mm (9 1/2")	270mm (10 5/8")	260mm (10 1/4")	Each
NGC006M	Medium	280mm (11")	340mm (13 3/8")	340mm (13 3/8")	Each

Cables




Part Number	Description	Length of Cable	Supplied	
1	NCO0001	Perlon Cable	1.2mm diameter	1 Metre
	NCO0002	Perlon Cable	1.5mm diameter	1 Metre
	NCO0003	Perlon Cable	2mm diameter	1 Metre
1a	B18502	Perlon Cable with Child Captive S Hook fitted	1.2mm	Each
	B18500	Perlon Cable with Adult Captive S Hook fitted	1.2mm	Each
	B19360	Perlon Cable with Adult Captive S Hook fitted	2mm	Each
2	NCO0023	Steel Cable, Nylon Coated	1.6mm	1 Metre
2a	B01415	Steel Cable, Nylon Coated with Adult Captive S Hook	1.6mm	Each
3	B07780	Cable Anchor		Each
4	B05626	Ferrule	1.5mm	Each
	B07785	Ferrule	2mm	Each
	NPV2031	Shrink Tube to Cover Ferrule		1 Metre

Distal Connectors to Nylon Cable



Part Number	Description	Supplied	
4	B11471	S Nylon Hook	Each
5	B05331	Swivel Hook - Box	Each

Distal Connectors to Perlon/Steel Cable



Part Number	Description	Supplied	
6	B06564	Captive S Hook, Child	Each
	B06631	Captive S Hook, Adult	Each
7	B11469	S Hook	Each
8	B05372	Swivel Hook - Round	Each

Proximal Connector to Nylon Cable



Part Number	Description	Supplied
NFT0086	Plated Solid Ring 19mm (¾") diameter	Pack of 10



Proximal Connectors to Perlon Cable


Part Number	Description	Supplied
B05861	19mm (¾") Connector Child - Perlon	Each
B05529	25mm (1") Connector Adult - Perlon	Each




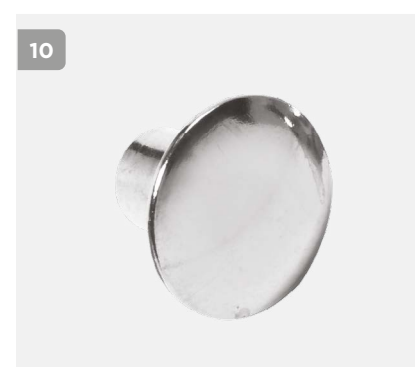

Proximal Connectors to Steel Cable

Part Number	Description	Supplied
B05515	25mm (1") Steel Control Cable Connector	Each

Webbing



Part Number	Description	Supplied
1	NWE0043 19mm (¾") Peach Nylon Webbing	25 Metre Roll (82')
	NWE0044 25mm (1") Peach Nylon Webbing	25 Metre Roll (82')
1a	NWE0011 16mm (5/8") White Soft Webbing	10 Metre Roll (32')
1b	NWE0012 19mm (¾") White Webbing - Cushion	10 Metre Roll (32')
2	NWE0027 9mm (3/8") Beige Nylon Webbing - Operating Cord	10 Metre Roll (32')
2a	NRT0115 Brass Eyelet for Webbing	Each



Part Number	Description	Material	Supplied
4	NRT0035 Pop Rivets - 5/16" x 1/8"	Monel	Each
	NRT0036 Pop Rivets - 3/8" x 1/8"	Monel	Each
	NRT0037 Pop Rivets - 7/16" x 1/8"	Monel	Each
	NRT0008 Pop Rivets - 6 x 3.2 mm	Monel	Each
5	NRT0031 Rivets - 1/4" x 1/8"	Stainless Steel	Pack of 10
	NRT0064 Rivets - 5/16" x 1/8"	Stainless Steel	Each
6	WST7158 Doming Tool for NRT0031 Rivet	Nickel Plated	Each
7	NRT0032 Plated Tubular Rivets with Cap - 8mm	Nickel Plated	Each
	NRT0033 Plated Tubular Rivets with Cap - 9mm	Nickel Plated	Each
	NRT0034 Plated Tubular Rivets with Cap - 10mm	Nickel Plated	Each
	NRT0045 Plated Tubular Rivets with Cap - 11mm (7/16")	Nickel Plated	Each
	NRT0133 Large Rivet Cap for use with NRT0034 and NRT0045 Stem		Each
8	NRT0056 Daude Double Tubular Rivet and Cap, No. 8		Each
9	NRT0116 Daude Stem Rivet - Male		Each
10	NRT0117 Daude Stem Cap		Each
11	NRT0118 Daude Stem Collar		Each
	NRT0003 Rivet - 1/8" x 1/4"	Stainless Steel	Each

To satisfy your upper limb prosthetic workshop requirements, we provide a wide range of quality products, from lamination supplies to hand tools.



- Upper Limb Prosthetics
- Ordering Information
- Myoelectric Hands
- Myoelectric Elbows
- Myoelectric Power & Inputs
- Cable Operated & Spring Hands
- Functional Devices
- Cosmetic Hands & Gloves
- Modular Arm Systems
- Wrist Units
- Mech. Elbow Units & Joints
- Suspension & Control Systems
- Materials & Tools

- Upper Limb Prosthetics
- Ordering Information
- Myoelectric Hands
- Myoelectric Elbows
- Myoelectric Power & Inputs
- Cable Operated & Spring Hands
- Functional Devices
- Cosmetic Hands & Gloves
- Modular Arm Systems
- Wrist Units
- Mech. Elbow Units & Joints
- Suspension & Control Systems
- Materials & Tools



Stockinette Crimp

White, 100% polyester, highly elastic. Used to create a fine finish on outer layer of laminated socket.



Part Number	Description	Supplied
NTT0021	50mm (2") Wide	Roll - 50 Metre (164')
NTT0011	64mm (2 1/2") Wide	Roll - 50 Metre (164')
NTT0009	76mm (3") Wide	Roll - 50 Metre (164')
NTT0012	100mm (4") Wide	Roll - 50 Metre (164')
NTT0013	228mm (9") Wide	Roll - 50 Metre (164')



Stockinette Washed

White, 100% polyester, highly elastic. Used as body of lamination layers.



Part Number	Description	Supplied
NTT0017	50mm (2") Wide	Roll - 50 Metre (164')
NTT0018	76mm (3") Wide	Roll - 50 Metre (164')
NTT0019	100mm (4") Wide	Roll - 50 Metre (164')
NTT0020	305mm (12") Wide	Roll - 50 Metre (164')



Tubigrip Elasticated Bandage

Natural colour, provides continuous, even pressure. Contains natural rubber latex.

Part Number	Description	Supplied
NTT0027	Size L	Roll - 10 Metre (32')



Nylon Sockette

For use in the manufacture of laminated cup sockets or as a residual limb sock.

Part Number	Description	Supplied
NTT0022	18cm x 13cm (7" x 5")	Pack of 20
NTT0023	18cm x 15cm (7" x 6")	Pack of 20
NTT0014	18cm x 16.5cm (7" x 6 1/2")	Pack of 20
NTT0039	19cm x 5cm (7 1/2" x 2")	Pack of 20
NTT0040	25cm x 7.5cm (10" x 3")	Pack of 20
NTT0041	35.5cm x 9cm (14" x 3 1/2")	Pack of 20
NTT0015	38cm x 15cm (15" x 6")	Pack of 20



Disposable Cup

Part Number	Description	Supplied
NCE0001	Small - 266ml (9 fluid oz)	Each
NCE0003	Large - 710ml (24 fluid oz)	Each



Wooden Mixing Spatula

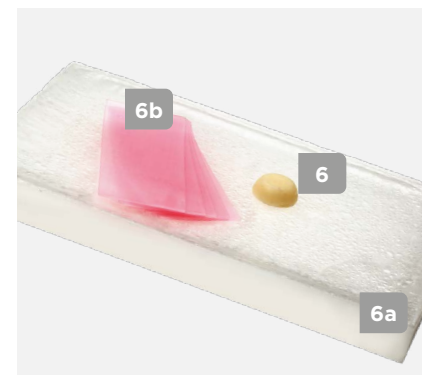
Part Number	Description	Supplied
NCE0004	Mixing Spatulas	Pack of 100

Polyester Resin and Associated Supplies

- For laminating polyester sockets
- A typical flexible plastic cup socket consists of 60% flexible resin, 40% rigid



Part Number	Description	Supplied
1	NRN0002 Polyester Flexible	2.5kg (5½ lb) Can
	NRN0003 Polyester Rigid Resin	5kg (11lb) Can
2	NRN0006 Accelerator	500g (1lb) Bottle
3	NRN0007 Catalyst Lucidol	500g (1lb) Bottle
4	NPM0005 Pigment - Pale Pink	500g (1lb) Bottle
	NPM0001 Pigment - Tan	500g (1lb) Bottle
	NPM0003 Pigment - Mid Brown	500g (1lb) Bottle
	NPM0002 Pigment - Dark Brown	500g (1lb) Bottle
	NPM0004 Pigment - Super White	500g (1lb) Bottle
5	NRA0017 Brushable Parting Lacquer	1 Litre (35 fluid oz) Can



Wax

Part Number	Description	Supplied
6	NWA0001 Beeswax	500g (1lb)
6a	NWA0004 Paraffin Wax 54 / 56	5kg (11lb)
6b	NWA0007 No 3. Modelling Wax	2.5kg (5½ lb) Pack




PVA Film

Part Number	Description	Supplied
NRA0011	PVA Film .003	25 Metre Roll (82')
SB11785	PVA Welding Jig	Each




Adhesive

Part Number	Description	Supplied
NAD0045	Epoxy Resin	32g (1 oz)



Elastic


Part Number	Description	Supplied
NEL0002	25mm (1") Coloured Striped	Per Metre



Clear Polythene Bag

Peal and seal Polythene bags.

Part Number	Size and Volume	Supplied
NPK0002	165mm (6½") x 323mm (12¾") x 500g (17½oz)	Pack of 50
NPK0003	200mm (8") x 610mm (24") x 500g (17½oz)	Pack of 50
NPK0004	200mm (8") x 915mm (36") x 500g (17½oz)	Pack of 50
NPK0005	381mm (15") x 915mm (36") x 500g (17½oz)	Pack of 50



Bramble Rubber

Part Number	Description	Supplied
NRB0002	Pimpled Rubber - Red	127mm (5") x 178mm (7") Sheet
NRB0066	Pimpled Rubber - Black	127mm (5") x 178mm (7") Sheet



Leather

Part Number	Description	Supplied
1 NLT0003	Chamois	Per Skin
1a NLT0010	Brace Calf	Per Skin
1b NLT0015	Beige Calf	Per Skin



Zip

Part Number	Description	Supplied
NZP0001	4" Beige Medium Weight	Each
NZP0002	5" Beige Medium Weight	Each
NZP0009	6" Beige Medium Weight	Each
NZP0006	7" Beige Medium Weight	Each
NZP0005	8" Beige Medium Weight	Each



Hand Tools

Part Number	Description	Supplied
2 NHT0004	Clicker Knife Handle	Each
3 NHT0005	Clicker Knife Blades Curved	Each

	Description	Page	Part Number
A	AC Myoelectrodes	46	CP-TLE
	Adapter Plate - Domed	138	B00965, B00966
	Adapter Plate - Flat	138	B00900, B00967, B06568, B22264
	Adhesive	179	NAD0045
	Adult Manual Elbow	153	B10612#
	Arm Donning Sleeve	169	NGC006M, NGC006S
	Automatic Elbow	152	B11185#, C07286#, C07375#
	Automatic Elbow Spare Parts	154	
	Automatic Lock Joints	156	B01197, C12623, C12693
	Axilla Pad	169	A00882, B00842, C00242, NFM0030, NFM0031
B	Axis Shoulder	158	NSJ90-BK, NSJ100-BK, NSJ92-BK
	Axis Shoulder Additional Parts	159	
	Ball and Clamp	81	SP118
	Battery Charger	53, 54	BBCBI, LPDC01
	Battery Receptacles	54	BHA72, BHQDA72
	Body-Powered Gripper	73	D1137-, E1799-
	Brace Clips	166	NFT0505, NFT0515
	Bramble Rubber	180	NRB0002, NRB0066
	Buckles	164	NFT0079, NFT0080, NFT0503
	Button Screws	155	A00564, A00891, B05116, B10841
C	C Hook	75	B00551, B00770
	Cable Anchor	170	B07780
	Cable Ferrule	170	B05626, B07785, NPV2031
	Cable Routing Accessories	167	A00806, B05337, B05345, B10508, B10514, C00353, NHD0036, NHD50456
	Cam Return Spring	154	SP800
	Captive S Hook	169	B06564, B06631
	Cable Operated Hand	58-59	MHA675/725/775/825***
	Cable Operated Hand - Cable Outer	62	B25140
	Catch Blade Spring	139	B00746
	Child's 2-Knob Wrist	140	B05142, B05143, NSC0375
D	Child's 2-Knob Wrist Hand Plate	140	B07029, B07030
	Child's 2-Knob Wrist Adapter Plate	140	B00821, B00897, B00905
	Child Cable Operated Hand	65	B0836-, C0733-, C0793-
	Child Friction Elbow	153	C10826, C10828
	Child Spring Hand	66	SP592-, SP589-
	Circlip	154	NCR0003, NCR0012
	Clicker Knife	176	NHT000-
	Coaxial Plug	28	QDACO
	Configuration Device	24	MYO-CFG
	Connection tube	128	B22753
E	Connector Block Cable	49	CBBHA72
	Conversion Sleeve	79	B06005, B21871, B23372
	Cosmetic Gloves	88-110	
	Cosmetic Gloves Order Form	111	
	Cosmetic Hands	88-110	B110--, FHL-, FHEX--, B211---
	Coupling Piece	28	QDACP
	Cue Rest	78	B07318
	Custom Silicone Gloves	125	

	Description	Page	Part Number
D	Disposable Cup	177	NCE0001, NCE0003
	Distal Connectors to Nylon Cable	171	B05331, B11471
	Distal Connectors to Perlon/Steel Cable	171	B05372, B06564, B06631, B11469
	Driving Cup	82	B00447, B05718
	Driving Cup on Stem	82	B00451
	Elastic	179	NEL0002
	Elasticated Corset	168	C1127-, C1128-
	Elbow Dome	154	B05885#, E20517#, E20518#, E20544#
	Elbow Guard	132	B05036
	Elbow Unit	128	C22750
E	Electrodes	48	ELEC50, ELEC60
	Electrode Cables	49	ECA-300, ECA-600, ECA-1000
	Electrode Cable Retaining Plug	49	B30819
	Electrode Forming Kit	49	ELECS
	Electrode Suspension legs	49	B31058
	Elegance Gloves	116-117	
	Elegance Plus Gloves	114-115	
	Enhanced Steeplon Hand	123	C2204--
	Esire Bump Switch	46	EE-BS
	Espire DC Cased Electrode Cable	49	EE-CP-DC
F	Espire Elbow	33,35, 37, 149	EEL---, EEH---, EELCP---, EEC---
	Espire Elbow Batteries	44	EE-BAT
	Espire Elbow - Battery Charger	44	EE-CH-1--, EE-CH-2--, EE-CCH--
	Espire Elbow - Battery Door	44	EEH-BD-, EELCP-BD-
	Espire Elbow - Lamination Kit	45, 151	EE-CS, EE-LCO-EE-LCP, EE-LD, EE-LK
	Extended Wires Foam Hand	89-110	
	Extension Bar	79	B00445, B00446
	Extension Female Adapter	129	B22762
	External Joints	156-157	
	Female Tube Adapter	110	B22513, B23370, B22766
F	Finger Assembly (Cable and Spring Operated Hands)	64	B305--, B263--
	Finger Palp Kit (Cable and Spring Operated Hands)	64	E263--
	Finger Palp Kit (Myo Kinisi)	25	KINPALP-KIT
	Fishing Rod Holder	78	B05882
	Fitting Screw (Steeplon Hand)	123	NSC6011
	Fixed Wrist Connector - Oval	145	B06252, B06255, B06256
	Fixed Wrist Former - Oval	145	B06986, B06985, B06984
	Fixed Wrist Connector - Round	144	B05439, B05440, B05441, B05963
	Fixed Wrist Former - Round	144	SB12136/-
	Flexion Bar	132	B22843, NSC0027
F	Foam Hand	89-110	
	Forearm Cable Lift Kit	45, 151	EE-FCL-E, EE-FCL-S
	Free Flexion Ball Insert	130	B22503, B2276-
	Free Swing Joints	157	B07990, B10168


	Description	Page	Part Number
F	Friction Control Joints	157	B05774, B05775, B11263, B11264
	Friction Housing	143	NHD551--
	Friction Ring	141	B12815, B12821, B12852, C18132
	Friction Wrist	141	C12810, C12824, C12848, C19011
	Friction Wrist Adapter	142	B17950, B17951
	Friction Wrist Adapter Plate	142	B1816-, B1817-, B22959
	Friction Wrist Hand Connection Plates	143	B1281-, B18165, B18215, KFW045, KFW050, KFW054
	Functional Devices	70-83	
	Gloves, Cosmetic	88-110	
	Gloves, Leather	123	N5-170-***
G	Hand Plates	131	B2275-, B06257, (B06942, B06257, B07786, B22768 (p.125 only)
	Hand Shell - Cable and Spring hands	61	IHA675/725/775/825**
	Hand Shell - Myo Kinisi	25	IHKIN-****
	Hand Shell Retention Ring - Cable and Spring Hands	61	B25321, B25322, B25323
	Hand Shell Retention Ring - Myo Kinisi	25	B33815, B33816, B33817
	Harness Ring	166	NFT0660, NFT0661, NHD51601
	Heavy Duty Wrist Unit	136	B01155, SPI36, SP249
	High-Definition Silicone	125	
	Infant Foam Filled Cosmetic Gloves	131	AH45/--
	Inner Foam Cosmesis	131	C11151, C11152
H	Jaw Covers (Small Split Hook)	72	B19464, B19572
	Lateral Rings	154	B07832
	Leather	180	NLT0003, NL-T010, NLT0015
	Leather Gloves	123	N5-170-***
	Lightweight Friction Wrist	141	C19011, C12848, C12810, C12824
	Light Tool Holder	73	B05191
	Linear Transducer	47	CP-LT-01
	Lithium Polymer Battery	54	BLPA72
	Lithium Polymer Battery Charger	54	LPDC01
	Lithium Polymer Battery Receptacles	54	BHA72, BHQDA72
I	Locked Flexion Ball Insert	130	B227648
	Locking Mills Pin	139	B22765
	Long Nose Pliers	74	D00172
	Male Tube Adapter	129	B22518
	Manual Lock Joints	156	C12696, C12701
	Materials	175	
	Modular Arm System	14-15, 126-130	
	Motoring Ball and Clamp	81	E22252
	Multi-Axial Wrist Housing	130	B22505
	Myoelectric Hands	20-28	
J	Myoelectrodes	48	ELEC50, ELEC60

	Description	Page	Part Number
M	Myo Kinisi	22-23	KIN*****
	Nail Brush Holder	80	B05353
	Narrow Upper Arm Band with Side Suspension Straps	166	E18882
	Nylon Cable Kit - Transhumeral	163	C18376
	Nylon Cable Kit - Transradial	165	C18379, C18381
	Nylon Sockette	177	NTT00--
	Operating Cable (Child Cable Operated Hand)	66	B07365
	Operating Knob Kit	139	E17985
	Operating Lever Kit	157	E21197
	Outer Fabric Cosmesis	132	NOB0002
O	P-Loop Operating Harness Kit	165	E18624, E18625
	Partial Hand Gloves	89-106	
	Perlon Cable Kit - Transhumeral	163	C18378, C18377
	Perlon Cable Kit - Transradial	136	C18381, C18380
	Plain Hook	75	B05138, B05140
	Plated Loop	168	NFT0070, NFT0081, NFT0087
	Plated Ring	168	NFT0083
	Plug	139	B00745
	Plunger Assembly	154	E14066, E18026
	Polyester Resin	178	NRN000-
P	Potato Holder	76	B00538
	Quick Disconnect Wrist	28	QDAWA-40/50/50/54
	Quick Disconnect Wrist Lamination Ring	28	QDALR-40/45/50/54
	Quick Grip Pliers	74	B18220, B05218, B09185
	Retention Ring - Cable and Spring Hands	61	B25321, B25322, B25323
	Retention Ring - Myo Kinisi	25	B33815, B33816, B33817
	Rubber Bands (Split Hooks)	72	B11470, B09439
	Rubber Locking Ring	139	B00748
	Rubber Tube Lining (Split Hooks)	72	NRB0050
	S-Charge System	52	SC3500
Q	Seal-In Kit	48	ELSK
	Seal-In Kit with Electrodes	48	ELSK50, ELSK60
	Short Wrist	143	BBSW45, BBSW50, B27336
	Shoulder Unit	128	C22751
	Silicone Grease	49	NLU0010
	Slides	168	NFT0088, NFT0089
	Sliding Cover - Parallel	139	B05435
	Sliding Cover - Tapered	139	B05368
	Socket Interface	129	B06576
	Spacer Shim	154	A00709, A00710, A00711
R	Spade Grip	74	C07077

Index - Alphabetical

	Description	Page	Part Number	
S	Split Hooks	70-71	NHD000-, B05157, B05158	
	Split Pin	139	NPN0007	
	Spring Operated Hand	60	SPA675/725/775/825*	
	Spring Operated Hand - Cam	63	B26320, B26321, B26322, B26323	
	Spring Operated Hand - Spring	63	B25161, B25115/ E26115, E26114	
	Steel Cable Kit - Transhumeral	163	C00307	
	Steel Cable Kit - Transradial	165	C00309	
	Steeplon Hand	123		
	Stockinette Crimp	176	NTT00--	
	Stockinette Washed	176	NTT00--	
	Suspension and Control Systems	162-173		
	Switch and Charging Port	53	3500SW	
	Swivel Guide	167	C05353	
	T	Tab Ends	166	B11212, B11213, B11214, B11294
Table Fork		77	B05355, NGO3F83-	
Table Knife		77	B05354, NGO3F81	
Table Spoon		77	B05356, NGO3F82-	
Telescopic Dressing Stick		80	B05553, SB12202	
Terminal Connections Kit		62	E25142	
Threaded Insert		131	B26430, B26431	
Thumb Assembly (Cable and Spring Operated Hands)		64	B308--, B261--	
Tools		176-181		
Touch Pads		47	CP-TP-01, CP-TPC, CP-TPK-01	
Transhumeral Control Cables		163	B11300, B18527, C00307, C18376, C18377, C18378	
Transhumeral Suspension Kit		162	B10548, C18574, B18575	
Transradial Control Cables		165	C00309, C18379, C18380, C18381	
Transradial Suspension kit		164	C18576, C18577, E19367	
TruSignal Circuit Board		46	EE-CB-TL, EE-CBK-TL	
TruSignal Electrodes		46	CP-TLE---	
Two-Tone Finish Gloves		111		
Typing Appliance		78	B05362, B05481	
U		Universal Tool Holder	73	D00175
		Universal Wrist Adapter	129	B22760
V		Vegetable Peeler	76	B11476
W		Walking Stick Holder	129	B05640
	Wax	178	NWA000-	
	Webbing	172	NRT0115, NWE0011, NWE0012, NWE0027, NWE0043, NWE0044	
	Wooden Mixing Spatula	177	NCE0004	
	Wooden Wrist	144	N621020100	
	Wrist Housing - Parallel	136	B00572, B00573	
	Wrist housing - Tapered	137	B0082-	
	Wrist Units	136-145		
	Z	Zip	181	NZP000-
	#	3500S Battery Pack Kit	53	3500BP

#	Description	Page	Part Number
	3500S Battery Pack (S-Charge Spare)	52	SCBP3500



Index - By Part Number

Part No.	Page	Part No.	Page	Part No.	Page	Part No.	Page
156365	159	B05157	71	B07384	153	B18133	141
3500BP	53	B05158	71	B07400	154	B18161	142
3500SW	53	B05191	73	B07780	170	B18165	142
A00564	53	B05218	74	B07785	170	B18169	142
A00709	155	B05331	171	B07786	145	B18170	142
A00710	154	B05337	167	B07832	154	B18171	142
A00711	154	B05345	167	B07990	157	B18172	142
A00806	167	B05353	81	B08361	65	B18173	142
A00882	169	B05354	77	B08642	154	B18174	142
A00891	155	B05355	77	B09185	74	B18175	142
AH45	120	B05356	77	B10168	157	B18176	142
B00230	153	B05362	78	B10508	167	B18177	142
B00445	79	B05368	139	B10514	167	B18178	142
B00446	79	B05372	169	B10548	162	B18215	142
B00447	82	B05435	139	B10612#	153	B18220	74
B00451	82	B05439	144	B10841	155	B18527	163
B00538	76	B05440	144	B11102	89, 92	B18631	138
B00551	75	B05441	144	B11103	89,90	B19464	72
B00572	136	B05481	78	B11104	89,90	B19572	72
B00573	136	B05515	172	B11105	89,91	B211***	89
B00745	139	B05529	172	B11106	89,91	B21871	79
B00746	139	B05553	80	B11185	152	B22264	138
B00748	139	B05626	170	B11212	166	B22503	130
B00770	75	B05640	75	B11213	166	B22505	130
B00821	140	B05774	157	B11214	166	B22513	129
B00825	137	B05775	157	B11263	157	B22518	129
B00827	137	B05861	172	B11264	157	B22753	128
B00842	169	B05882	78	B11294	166	B22755	131
B00897	140	B05885#	154	B11300	165	B22756	131
B00900	138	B05963	144	B11469	171	B22757	131
B00905	140	B06005	79	B11470	72	B22758	131
B00965	138	B06252	145	B11471	171	B22760	129
B00966	138	B06255	145	B11476	76	B22762	129
B00967	138	B06256	145	B12433	153	B22763	130
B01155	136	B06257	145	B12811	142	B22764	130
B01172	137	B06563	153	B12813	141	B22765	130
B01179	137	B06564	169	B12815	142	B22766	129
B01197	156	B06576	129	B12817	142	B22768	145
B05036	132	B06631	169	B12819	141	B22843	132
B05116	155	B06942	145	B12821	141	B22959	142
B05138	75	B07029	140	B12850	141	B23370	129
B05140	75	B07030	140	B12852	141	B23372	79
B05142	140	B07318	78	B17950	130	B25140	62
B05143	140	B07365	66	B17951	130	B25115	63

Index - By Part Number

Part No.	Page	Part No.	Page	Part No.	Page	Part No.	Page
B25161	63	C00309	165	C22049#	129	EECP--	36
B25320	63	C00353	167	C22750	129	EECP-BD-	44
B25321	63	C07077	74	C22751	129	EE-CP-DC	49
B25322	63	C07286#	152	CBBHA72	49	EE-CS	45
B25323	63	C07330	65	CP-LT-01	47	EE-FCL-E	151
B26107	64	C07331	65	CP-TLE---	46	EE-FCL-S	151
B26108	64	C07375#	152	CP-TP-01	47	EEH---	44
B26109	64	C07646#	152	CP-TPC	47	EEH-BD-	44
B26110	64	C07931	65	CP-TPK-01	47	EE-LCO-EE-LCP	45
B26123	64	C07932	65	DO0172	74	EE-LD	45
B26124	64	C10552#	152	DO0175	73	EE-LK	45
B26304	64	C10556#	152	D11377	73	EEL---	32
B26306	64	C10564#	152	D11378	73	ELEC50	48
B26308	64	C10826	153	E14066	154	ELEC60	48
B26310	64	C10828	153	E17985	139	ELECS	49
B26312	64	C11151	131	E17996	73	ELSK	48
B26314	64	C11152	131	E17997	73	ELSK50	48
B26320	62	C11278	168	E18026	154	ELSK60	48
B26321	62	C11279	168	E18624	165	FHEX**	89
B26322	62	C11280	168	E18625	165	FHL*	89
B26323	62	C11281	168	E18882	166	IHA	61
B26430	131	C11282	168	E19367	164	IHKIN-****	25
B26431	131	C11283	16	E20517#	154	KFW045	143
B30515	64	C11381#	152	E20518#	154	KFW050	143
B30516	64	C12623	156	E20544#	154	KFW054	143
B30517	64	C12693	156	E21197	157	KIN*****	23
B30518	64	C12696	156	E22252	81	KINPALP-KIT	25
B30520	64	C12701	156	E25142	62	LPDC01	54
B30817	64	C12810	141	E26114	63	MHA	58, 59
B30818	64	C12824	141	E26115	63	MYO-CFG	24
B30819	49	C12848	141	E26325	64	N621020100	144
B30822	64	C18132	141	E26326	64	NAD0045	179
B30823	64	C18376	163	E26327	64	NCE0001	177
B30824	64	C18377	163	ECA-1000	49	NCE0003	177
B30825	64	C18378	163	ECA-300	49	NCE0004	177
B31058	49	C18379	165	ECA-600	49	NCR0003	154
BBCBI	53	C18380	165	EE-BAT	44	NCR0012	154
BBSW45	143	C18381	165	EE-BS	46	NEL0002	179
BBSW50	143	C18574	162	EEC--	44	NFM0030	169
BHA72	54	C18576	164	EE-CBK-TL	46	NFM0031	169
BHQDA72	54	C18577	164	EE-CB-TL	46	NFT0070	168
BLPA72	54	C19011	141	EE-CCH-**	44	NFT0079	166
C00242	169	C22047#	129	EE-CH-1-**	44	NFT0080	166
C00307	169	C22048#	129	EE-CH-2-**	44	NFT0081	168



Steeper Group
Unit 3, Stourton Link
Intermezzo Drive
Leeds
LS10 1DF
United Kingdom

Tel: +44 (0) 870 240 4133
Email: customerservices@steepergroup.com

www.steepergroup.com



SteeperUSA
8666 Huebner Road
Suite 112
San Antonio
TX78280
USA

Tel: (+1) 210 481 4126
Email: sales@steeperusa.com

www.steeperusa.com